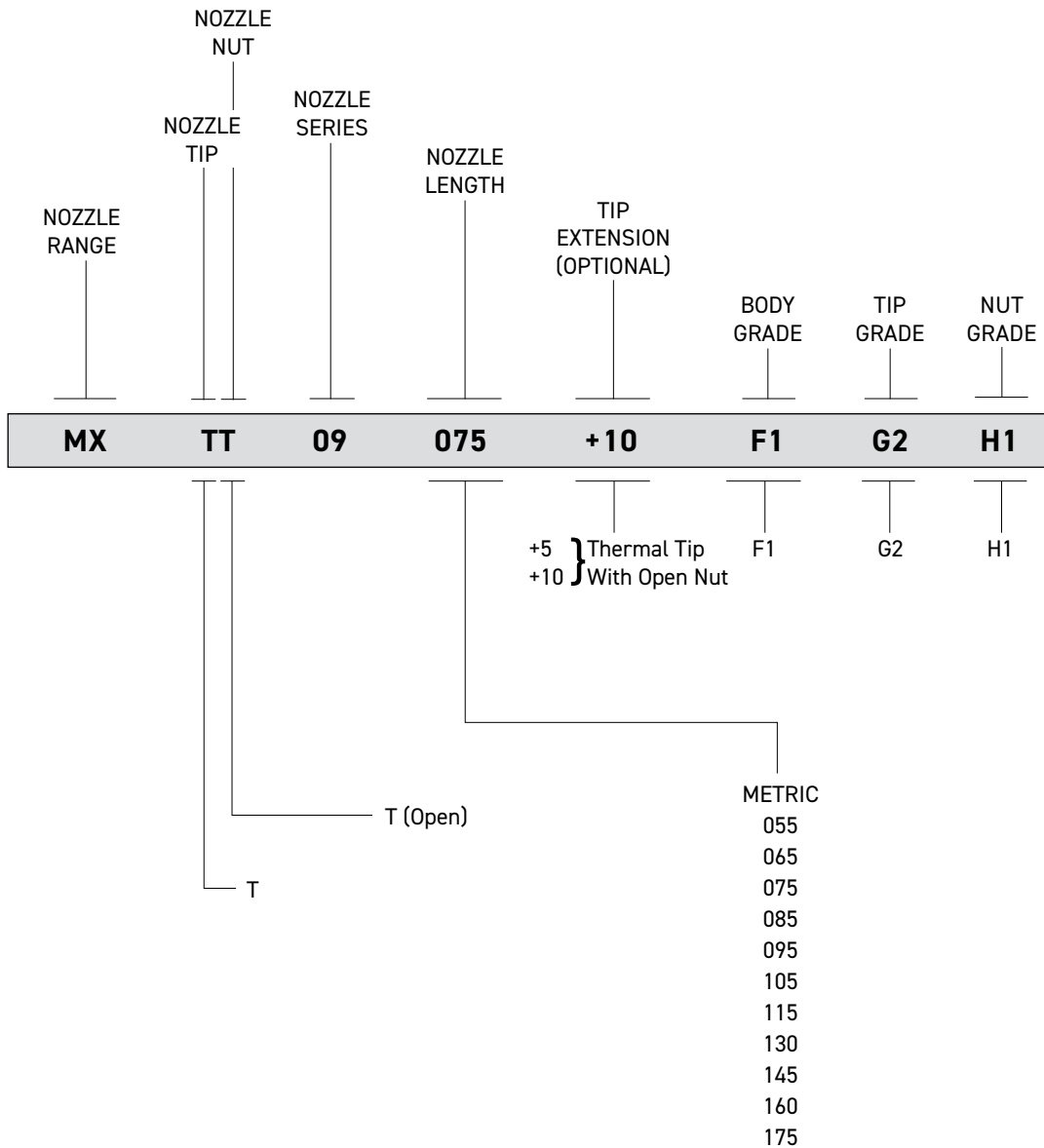


MX Thermal Gate Nozzle Assembly Technical Guide

MX Thermal Gate 09 Series

Nozzle Assembly Order Code for MX Thermal Gate 09 Series



Note

1. See page 10, 14 & 17 in the system selection guide for an explanation on the grades.

Body, Tip & Nut Grade Availability

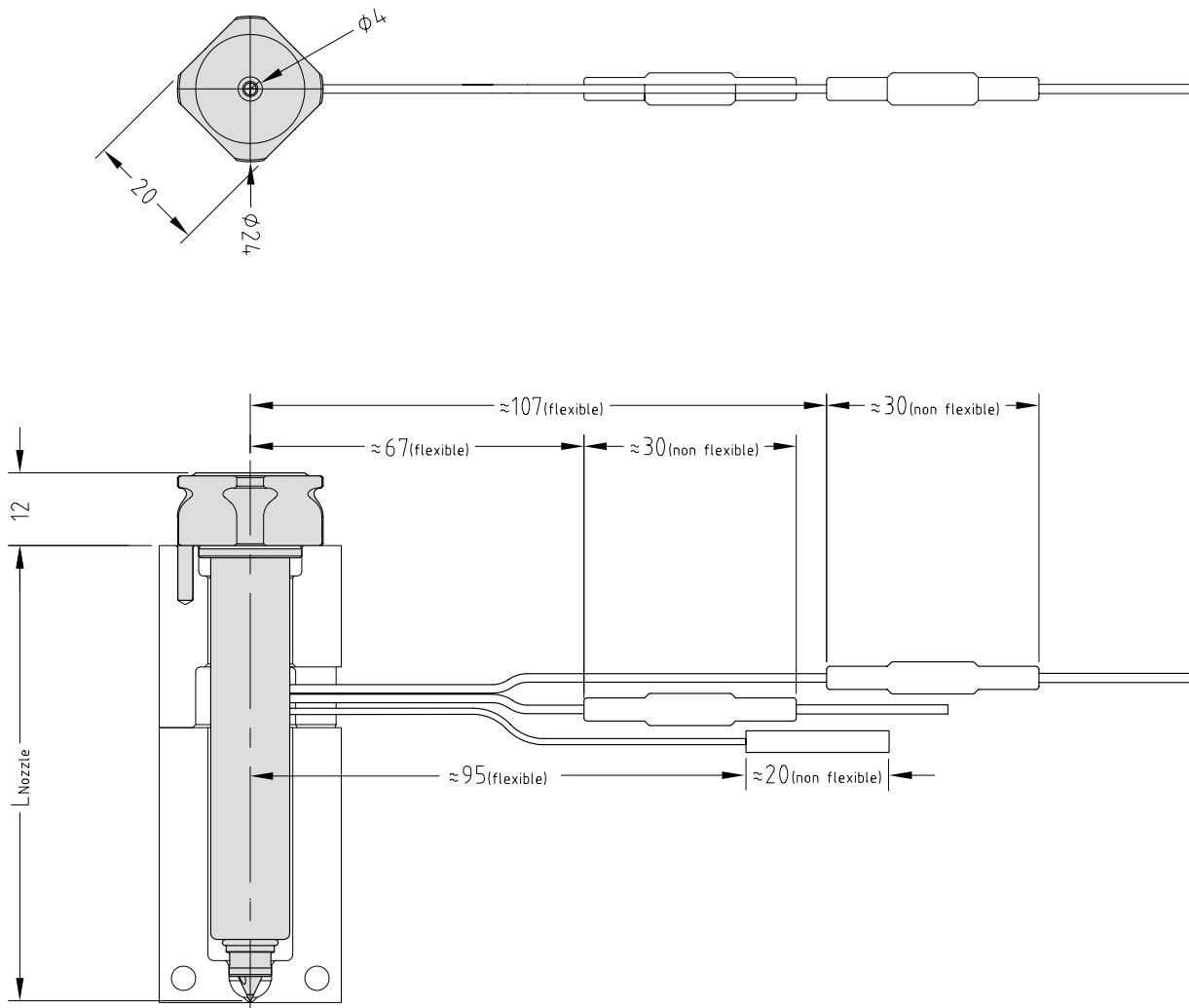
Nozzle Code \ Grade	F1G2H1
MXTT	✓

To order a nozzle assembly:

Provide the Nozzle Code + Grade

(Order example: MXTT09075F1G2H1)

Nozzle Dimensions

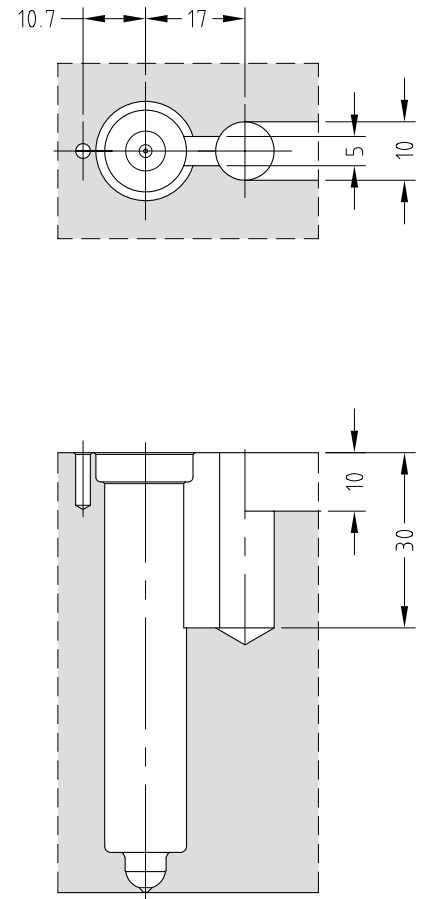
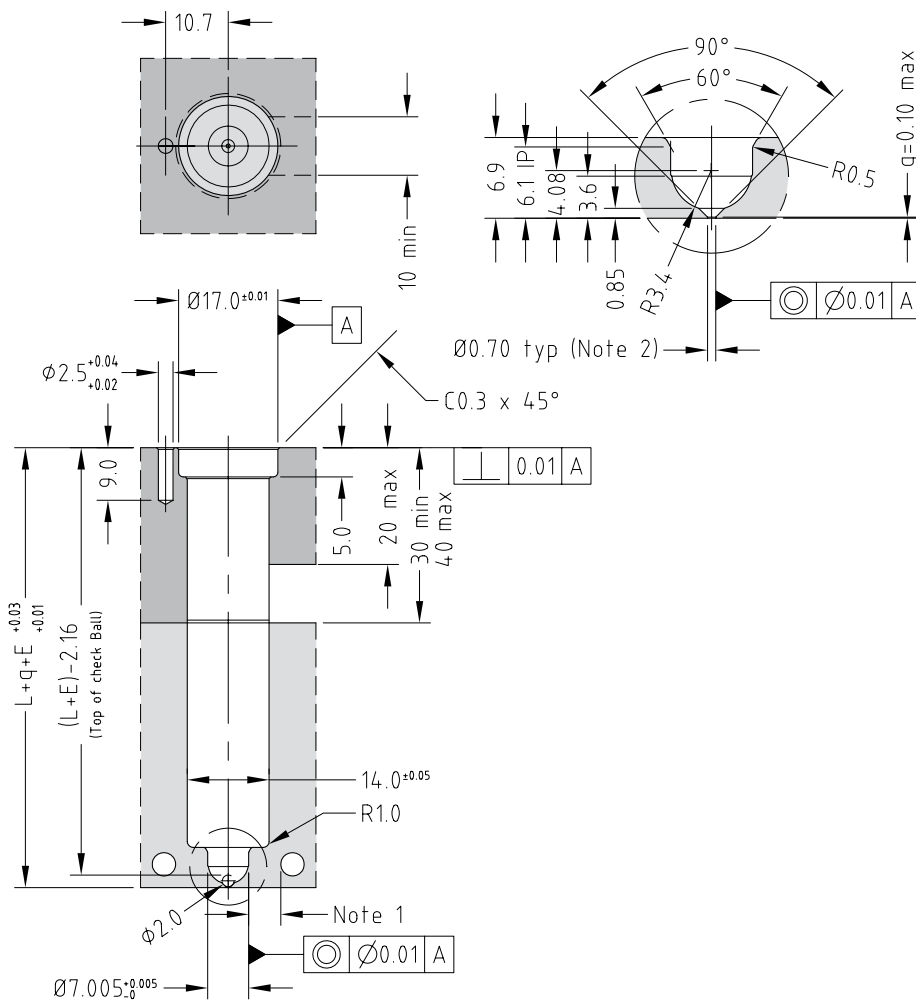


Multi-Hole Torpedo Nozzle Code	L	E@ΔT =200C	E@ΔT =250C
MXTT09055	55	0.15	0.18
MXTT09065	65	0.17	0.21
MXTT09075	75	0.20	0.25
MXTT09085	85	0.22	0.28
MXTT09095	95	0.25	0.31
MXTT09105	105	0.28	0.35
MXTT09115	115	0.30	0.38
MXTT09130	130	0.34	0.43
MXTT09145	145	0.38	0.48
MXTT09160	160	0.42	0.53
MXTT09175	175	0.46	0.58

Front Loading Configuration - Recommended

$E = L \times 0.0000132 \times (\text{nozzle temp. } ^\circ\text{C} - \text{mould temp. } ^\circ\text{C})$

Rear Loading Configuration



Note

1. Gate cooling is critical for correct operation and gate quality. → See Cooling Section in the Technical Specifications.
 2. Modify gate diameter and land to suit the part. → See Gate Modifications in the Technical Specifications.
- * Minimum strength (σ_y) of nozzle plate 800MPa.

Body, Tip & Nut Grade Availability

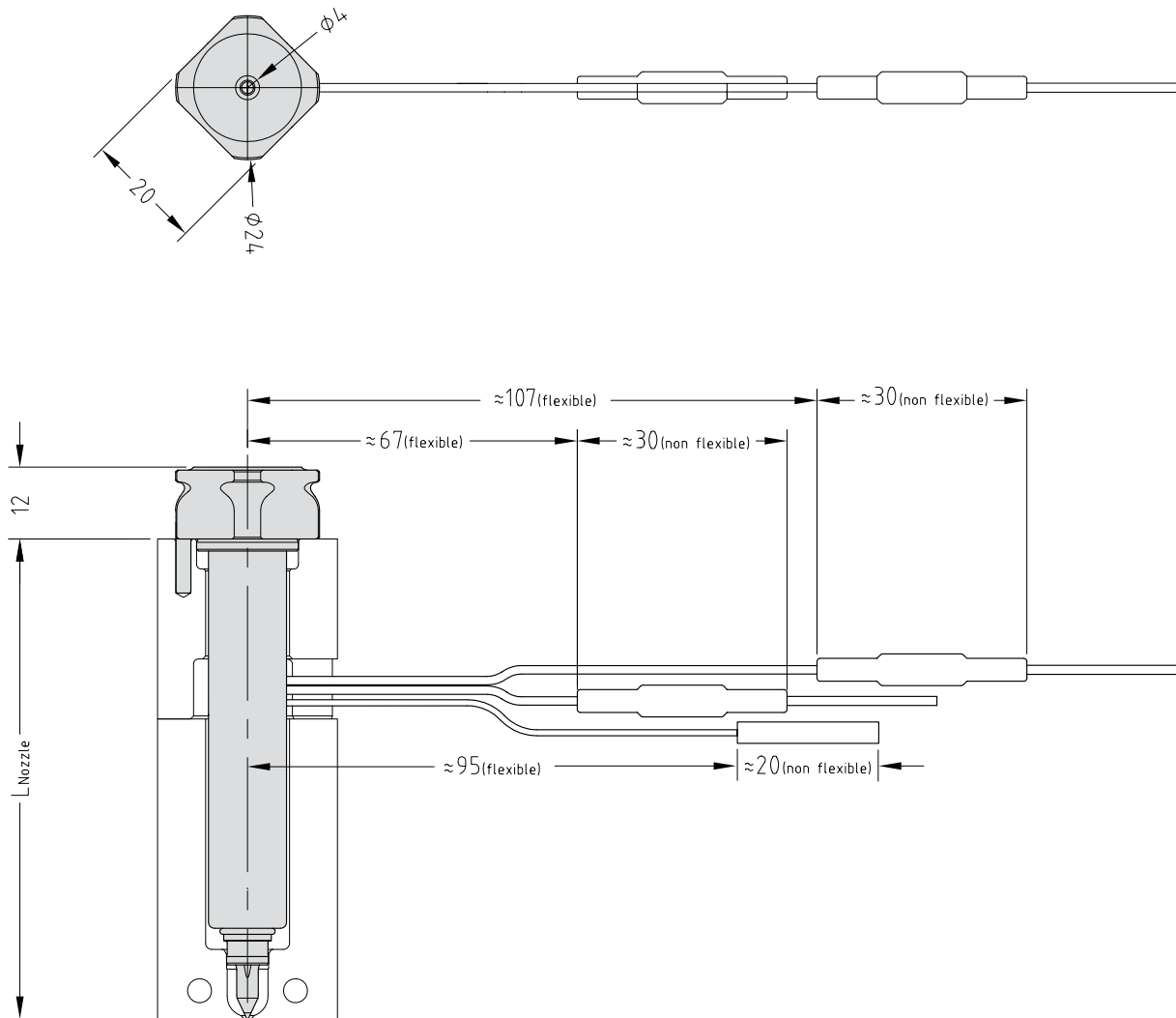
Nozzle Code \ Grade	F1G2H1
MXTT+5	✓

To order a nozzle assembly:

Provide the Nozzle Code + Grade

(Order example: MXTT09075+5F1G2H1)

Nozzle Dimensions

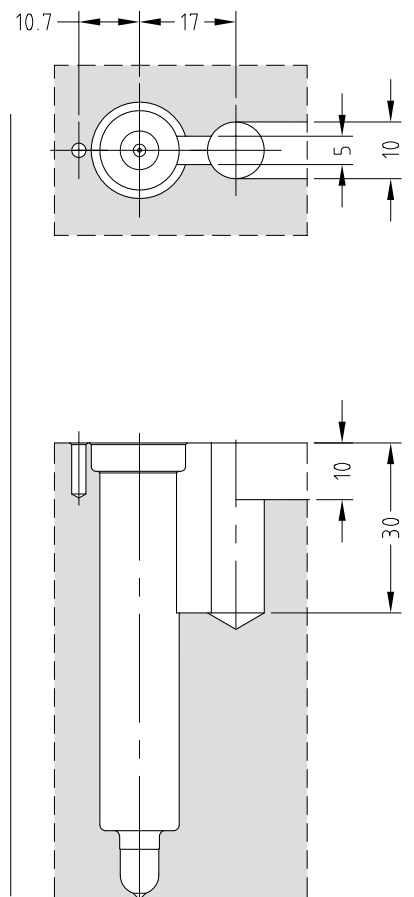
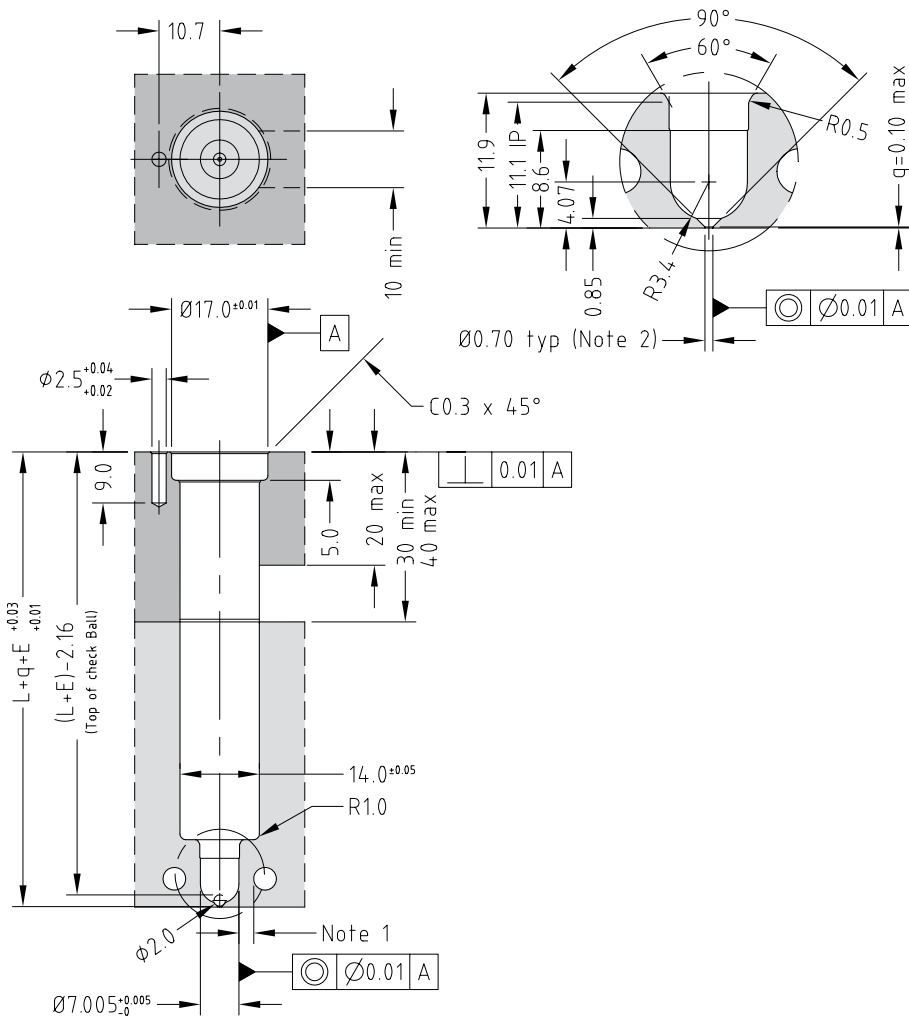


Multi-Hole Torpedo Nozzle Code	L	E@ΔT =200C	E@ΔT =250C
MXTT09055+5	60	0.16	0.20
MXTT09065+5	70	0.18	0.23
MXTT09075+5	80	0.21	0.26
MXTT09085+5	90	0.24	0.30
MXTT09095+5	100	0.26	0.33
MXTT09105+5	110	0.29	0.36
MXTT09115+5	120	0.32	0.40
MXTT09130+5	135	0.36	0.45
MXTT09145+5	150	0.40	0.50
MXTT09160+5	165	0.44	0.54
MXTT09175+5	180	0.48	0.59

Front Loading Configuration - Recommended

$E = L \times 0.0000132 \times (\text{nozzle temp. } ^\circ\text{C} - \text{mould temp. } ^\circ\text{C})$

Rear Loading Configuration



Note

1. Gate cooling is critical for correct operation and gate quality. → See Cooling Section in the Technical Specifications.
 2. Modify gate diameter and land to suit the part. → See Gate Modifications in the Technical Specifications.
- * Minimum strength (σ_y) of nozzle plate 800MPa.

Body, Tip & Nut Grade Availability

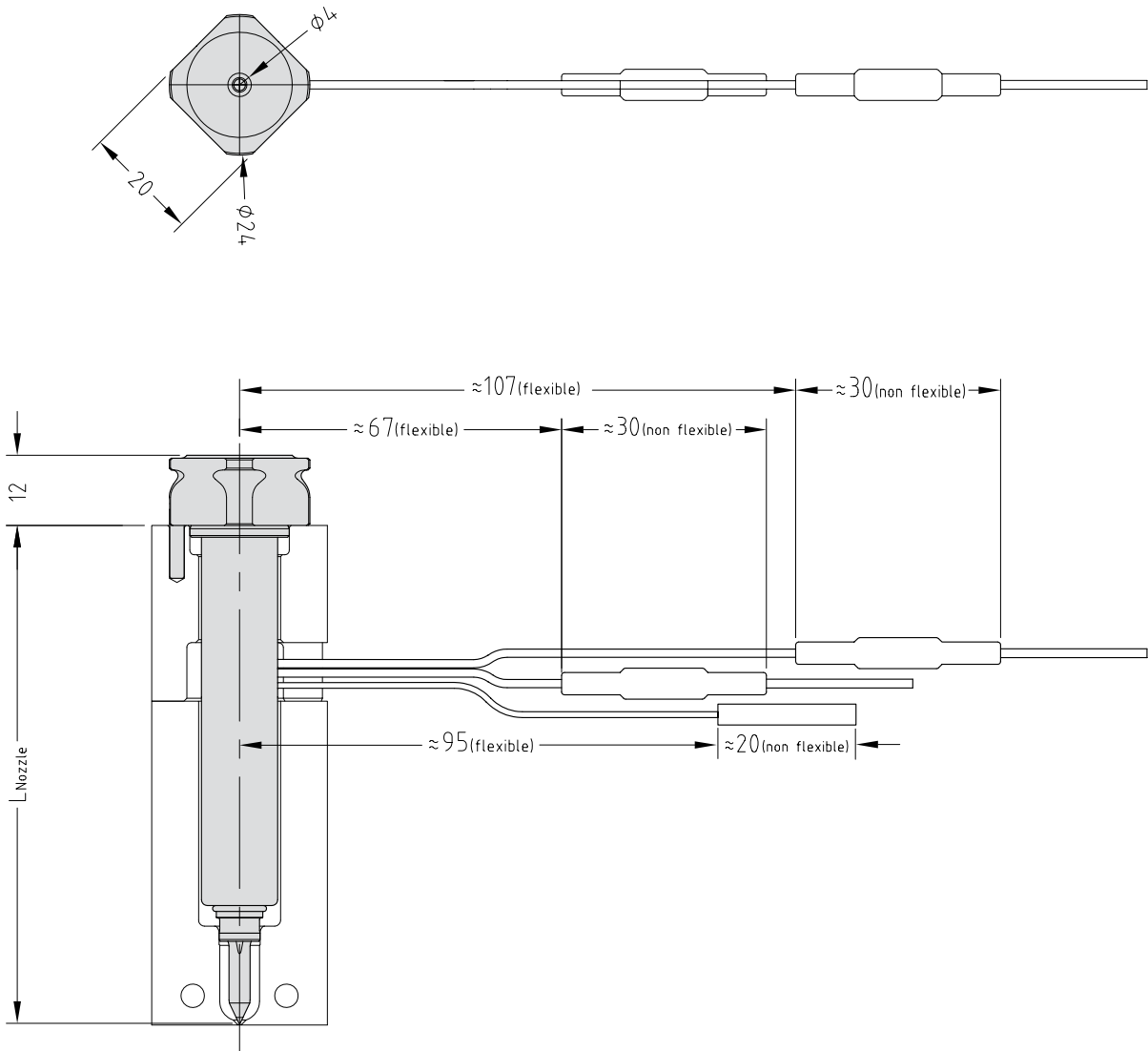
Nozzle Code \ Grade	F1G2H1
MXTT+10	✓

To order a nozzle assembly:

Provide the Nozzle Code + Grade

(Order example: MXTT09075+10F1G2H1)

Nozzle Dimensions

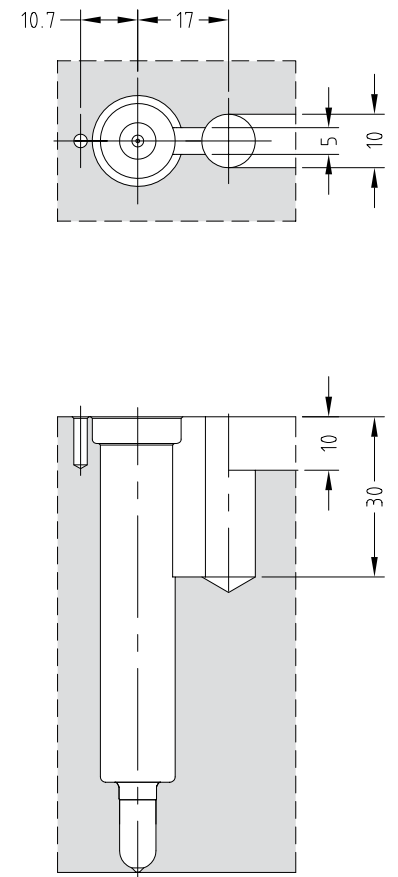
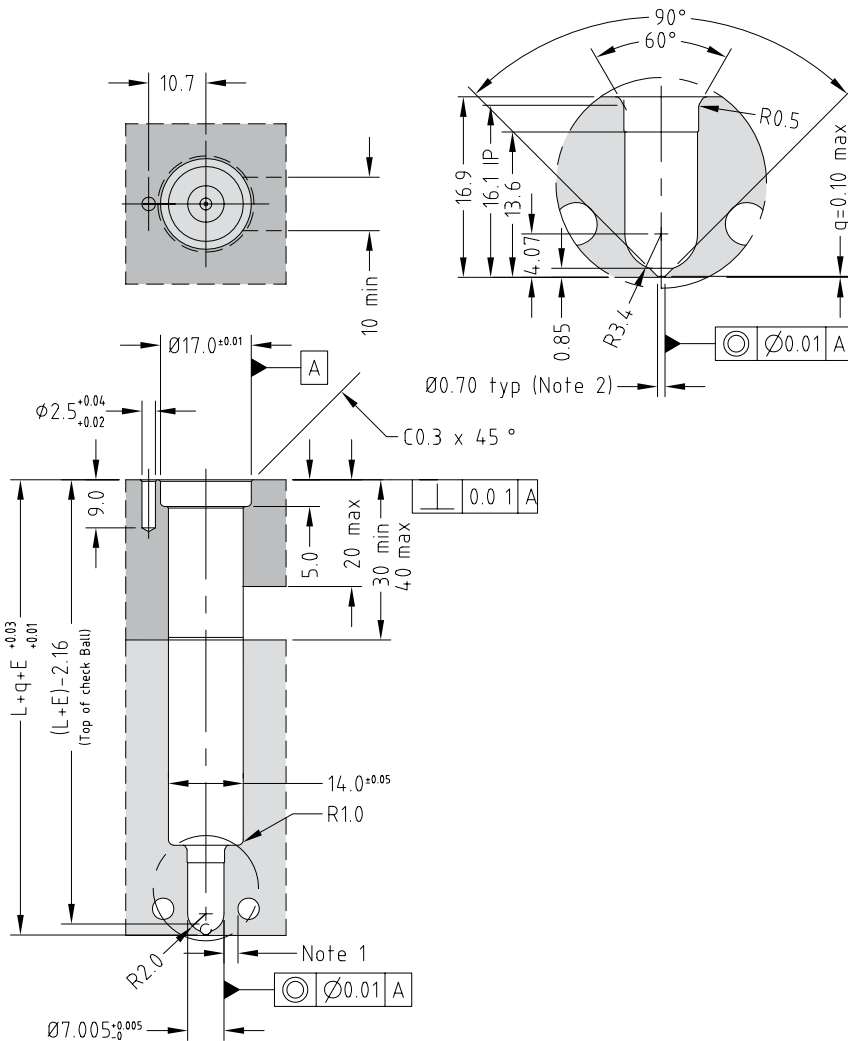


Multi-Hole Torpedo Nozzle Code	L	E@ΔT =200C	E@ΔT =250C
MXTT09055+10	65	0.17	0.21
MXTT09065+10	75	0.20	0.25
MXTT09075+10	85	0.22	0.28
MXTT09085+10	95	0.25	0.31
MXTT09095+10	105	0.28	0.35
MXTT09105+10	115	0.30	0.38
MXTT09115+10	125	0.33	0.41
MXTT09130+10	140	0.37	0.46
MXTT09145+10	155	0.41	0.51
MXTT09160+10	170	0.45	0.56
MXTT09175+10	185	0.49	0.61

Front Loading Configuration - Recommended

$E = L \times 0.0000132 \times (\text{nozzle temp. } ^\circ\text{C} - \text{mould temp. } ^\circ\text{C})$

Rear Loading Configuration

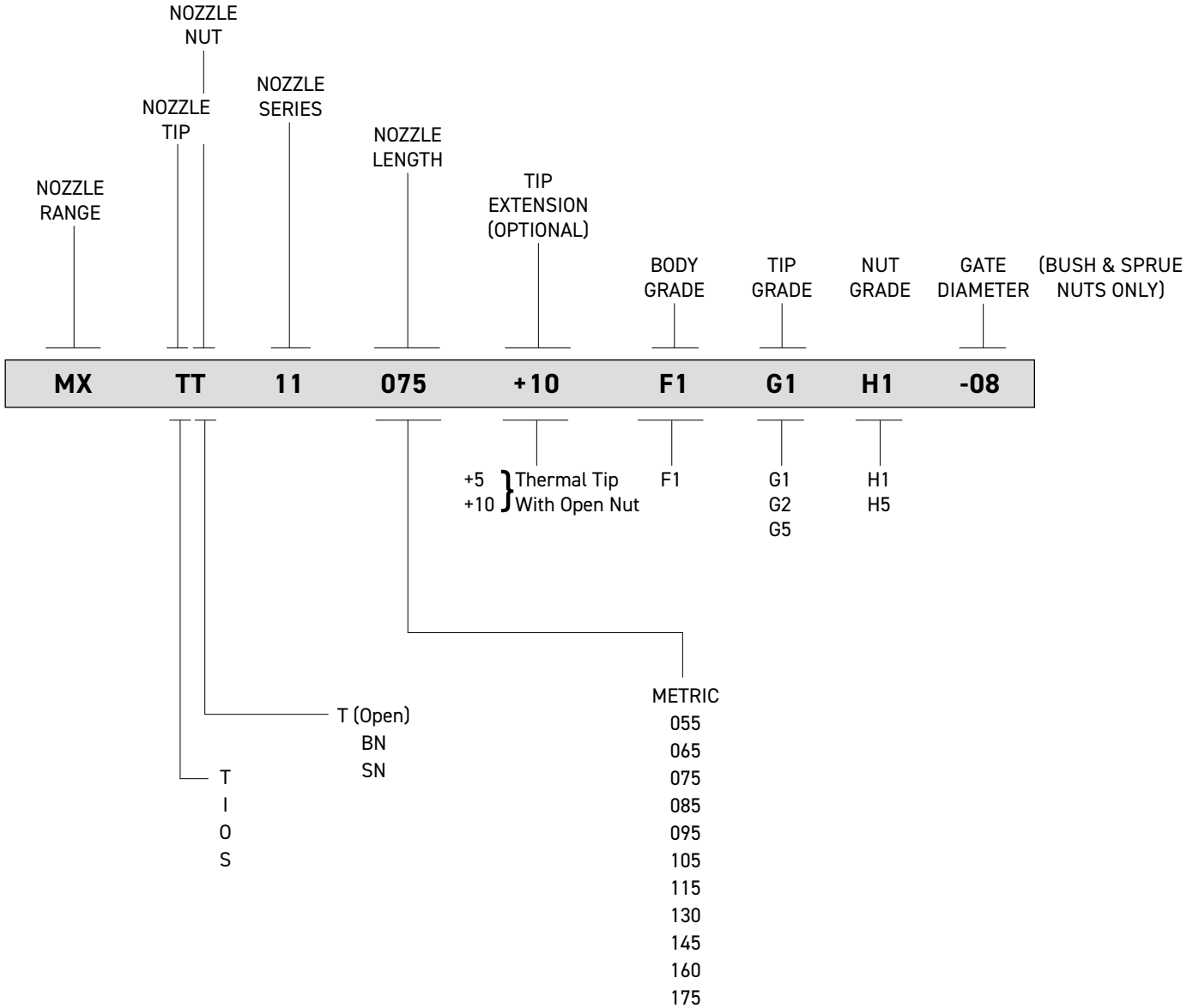


Note

- Gate cooling is critical for correct operation and gate quality. → See Cooling Section in the Technical Specifications.
 - Modify gate diameter and land to suit the part. → See Gate Modifications in the Technical Specifications.
- * Minimum strength (σ_y) of nozzle plate 800MPa.

MX Thermal Gate 11 Series

Nozzle Assembly Order Code for MX Thermal Gate 11 Series



Note

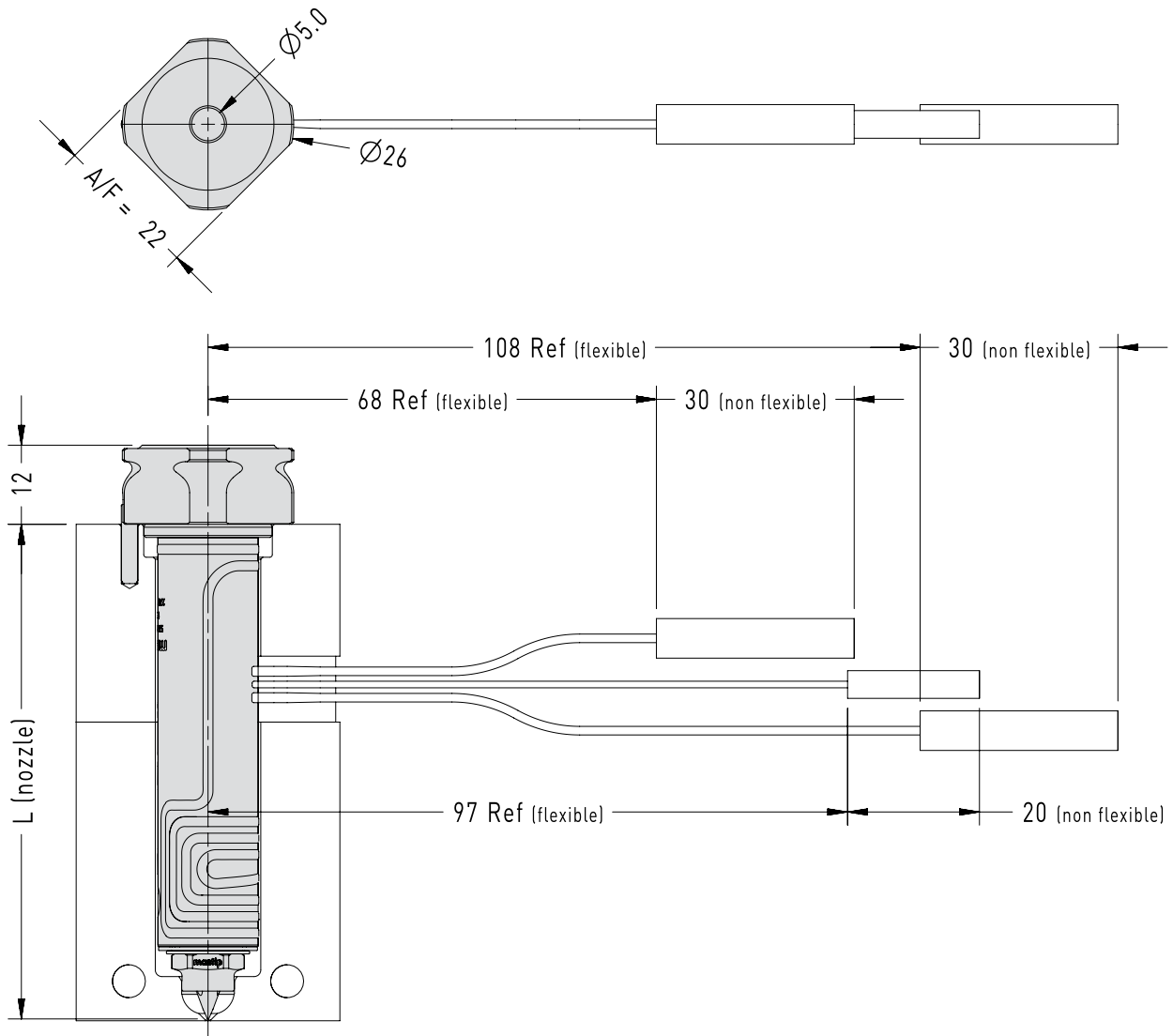
- See page 10, 14 & 17 in the system selection guide for an explanation on the grades.

Body, Tip & Nut Grade Availability

Grade \ Nozzle Code	F1G1H1	F1G1H2	F1G2H1	F1G2H2	F1G5H1	F1G5H2
MXTT	x	x	✓	✓	✓	✓
MXIT	x	x	✓	✓	✓	✓
MXOT	✓	✓	x	x	✓	✓
MXST	x	x	✓	✓	x	x

To order a nozzle assembly:
 Provide the Nozzle Code + Grade
 (Order example: MXTT11075F1G2H1)

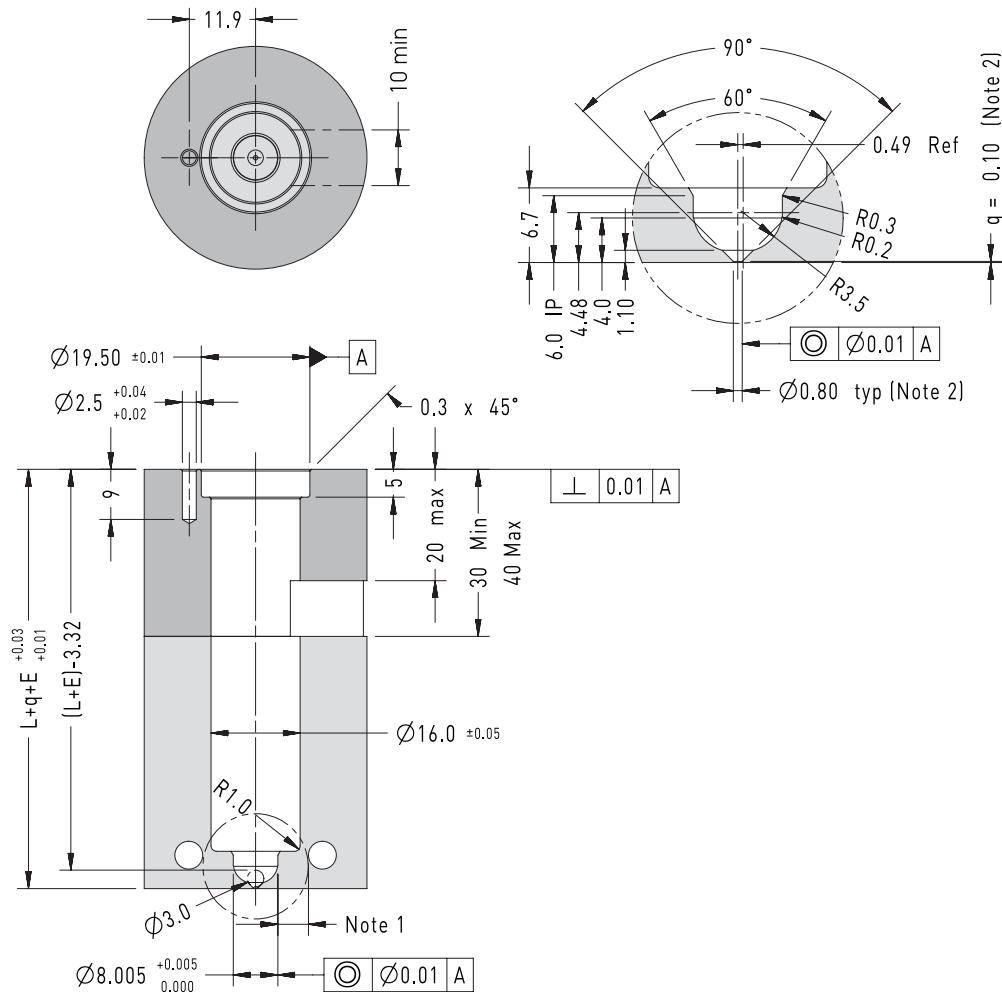
Nozzle Dimensions



Multi-Hole Torpedo Nozzle Code	One-Hole Torpedo Nozzle Code	Open Tip Nozzle Code	Spiral Torpedo Nozzle Code	L	E@ΔT =200C	E@ΔT =250C
MXTT11055	MXIT11055	MXOT11055	MXST11055	55	0.15	0.18
MXTT11065	MXIT11065	MXOT11065	MXST11065	65	0.17	0.21
MXTT11075	MXIT11075	MXOT11075	MXST11075	75	0.20	0.25
MXTT11085	MXIT11085	MXOT11085	MXST11085	85	0.22	0.28
MXTT11095	MXIT11095	MXOT11095	MXST11095	95	0.25	0.31
MXTT11105	MXIT11105	MXOT11105	MXST11105	105	0.28	0.35
MXTT11115	MXIT11115	MXOT11115	MXST11115	115	0.30	0.38
MXTT11130	MXIT11130	MXOT11130	MXST11130	130	0.34	0.43
MXTT11145	MXIT11145	MXOT11145	MXST11145	145	0.38	0.48
MXTT11160	MXIT11160	MXOT11160	MXST11160	160	0.42	0.53
MXTT11175	MXIT11175	MXOT11175	MXST11175	175	0.46	0.58

Nozzle Fitment and Gate Dimensions

$$E = L \times 0.000132 \times (\text{nozzle temp. } ^\circ\text{C} - \text{mould temp. } ^\circ\text{C})$$



Note

- Gate cooling is critical for correct operation and gate quality. → See Cooling section in Technical Specifications.
 - Modify gate diameter and land to suit the part. → See Gate Modifications in Technical Specifications.
- * Minimum steel strength (σ_y) of hot runner plates 800MPa.

Body, Tip & Nut Grade Availability

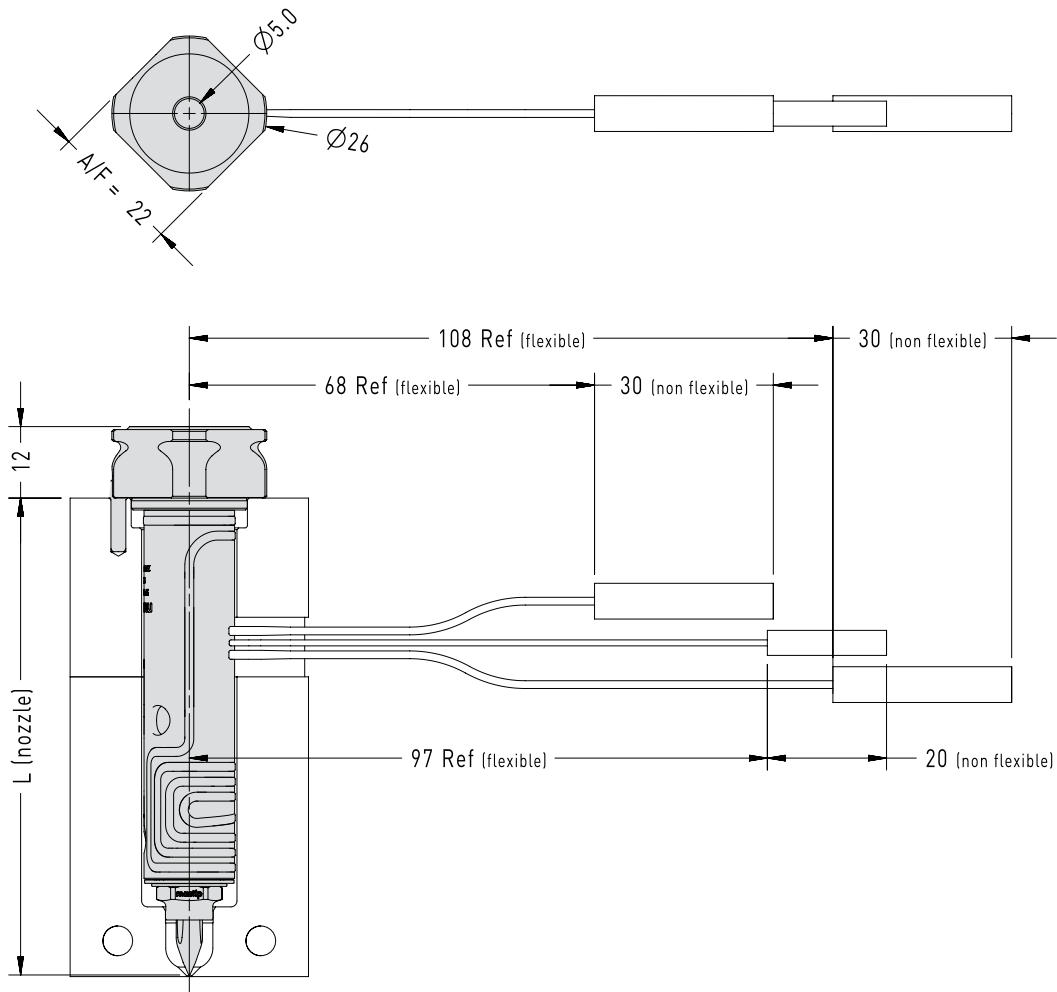
Nozzle Code \ Grade	F1G2H1	F1G2H2
MXTT+5	✓	✓
MXIT+5	✓	✓

To order a nozzle assembly:

Provide the Nozzle Code + Grade

(Order example: MXTT11075+5F1G2H1)

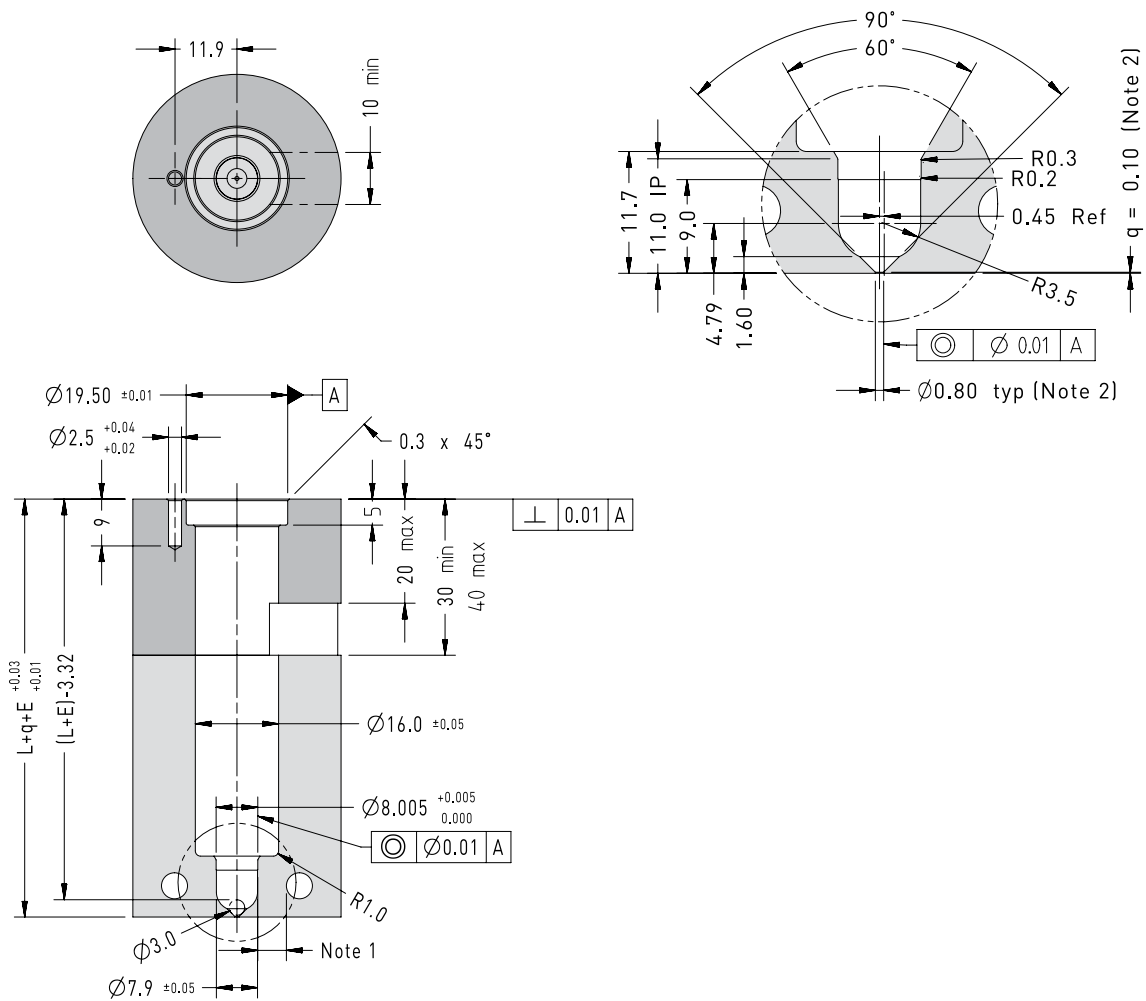
Nozzle Dimensions



Multi-Hole Torpedo Nozzle Code	One-Hole Torpedo Nozzle Code	L	E@ΔT =200C	E@ΔT =250C
MXTT11055+5	MXIT11055+5	60	0.16	0.20
MXTT11065+5	MXIT11065+5	70	0.18	0.23
MXTT11075+5	MXIT11075+5	80	0.21	0.26
MXTT11085+5	MXIT11085+5	90	0.24	0.30
MXTT11095+5	MXIT11095+5	100	0.26	0.33
MXTT11105+5	MXIT11105+5	110	0.29	0.36
MXTT11115+5	MXIT11115+5	120	0.32	0.40
MXTT11130+5	MXIT11130+5	135	0.36	0.45
MXTT11145+5	MXIT11145+5	150	0.40	0.50
MXTT11160+5	MXIT11160+5	165	0.44	0.54
MXTT11175+5	MXIT11175+5	180	0.48	0.59

Nozzle Fitment and Gate Dimensions

$E = L \times 0.000132 \times (\text{nozzle temp. } ^\circ\text{C} - \text{mould temp. } ^\circ\text{C})$



Note

- Gate cooling is critical for correct operation and gate quality. → See Cooling section in Technical Specifications.
 - Modify gate diameter and land to suit the part. → See Gate Modifications in Technical Specifications.
- * Minimum steel strength (σ_y) of hot runner plates 800MPa.

Body, Tip & Nut Grade Availability

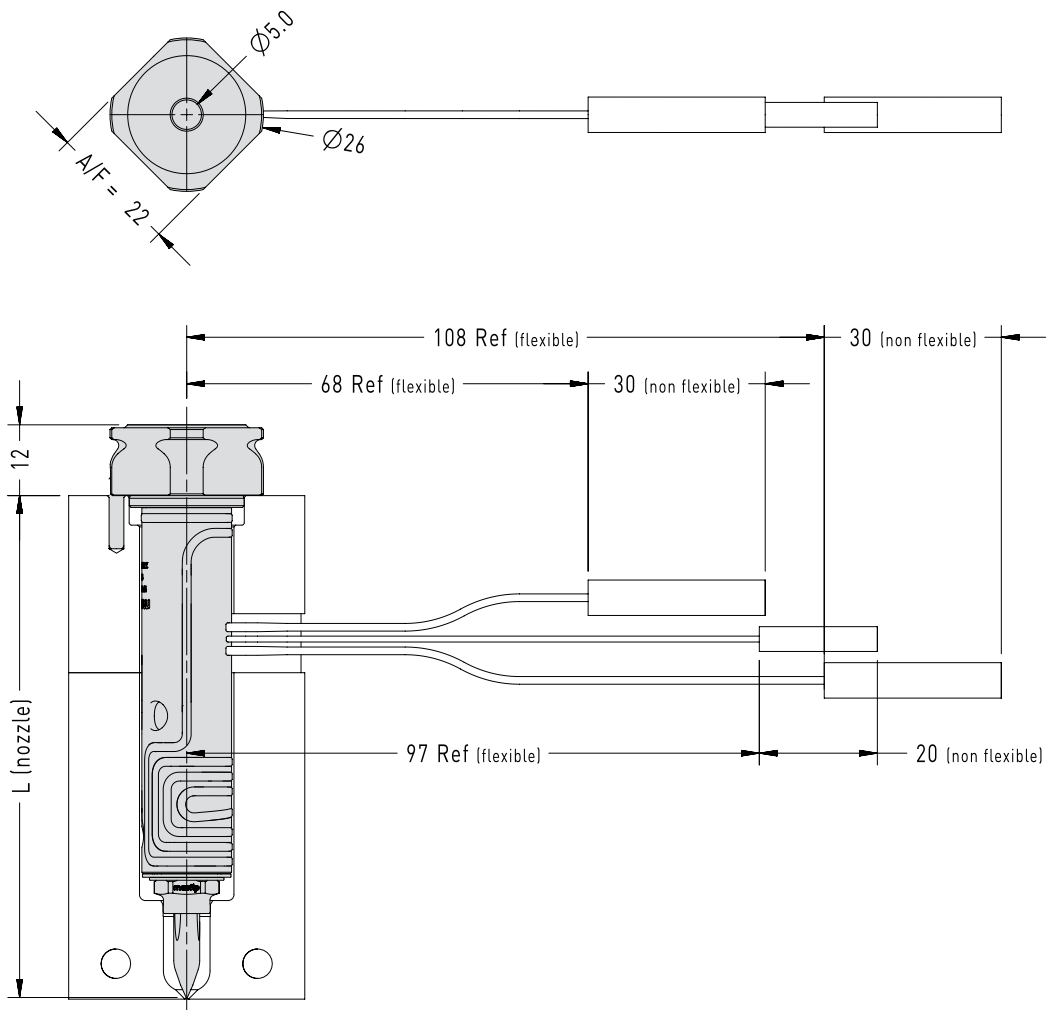
Nozzle Code \ Grade	F1G2H1	F1G2H2
MXTT+10	✓	✓

To order a nozzle assembly:

Provide the Nozzle Code + Grade

(Order example: MXTT11075+10F1G2H1)

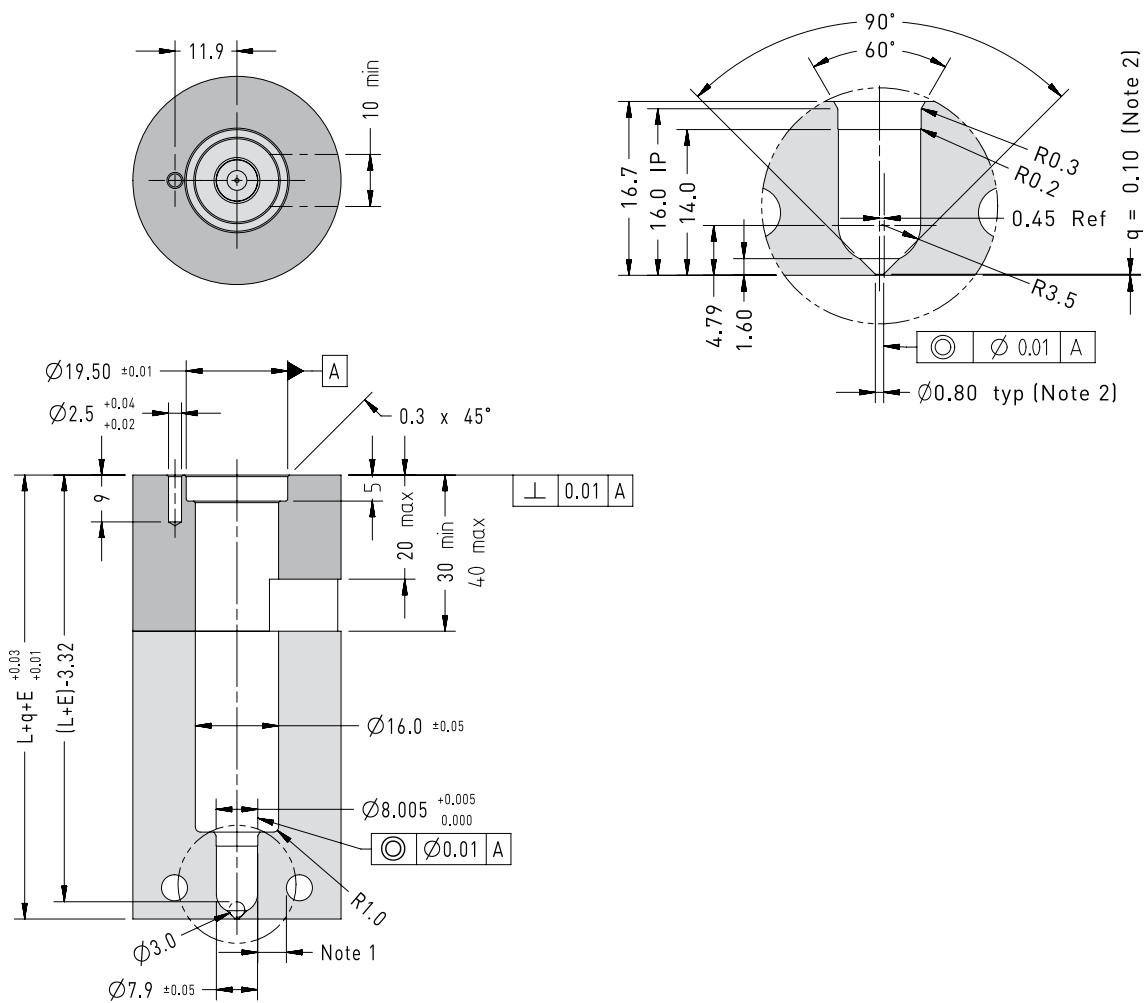
Nozzle Dimensions



Multi-Hole Torpedo Nozzle Code	L	E@ΔT =200C	E@ΔT =250C
MXTT11055+10	65	0.17	0.21
MXTT11065+10	75	0.20	0.25
MXTT11075+10	85	0.22	0.28
MXTT11085+10	95	0.25	0.31
MXTT11095+10	105	0.28	0.35
MXTT11105+10	115	0.30	0.38
MXTT11115+10	125	0.33	0.41
MXTT11130+10	140	0.37	0.46
MXTT11145+10	155	0.41	0.51
MXTT11160+10	170	0.45	0.56
MXTT11175+10	185	0.49	0.61

Nozzle Fitment and Gate Dimensions

$E = L \times 0.000132 \times (\text{nozzle temp. } ^\circ\text{C} - \text{mould temp. } ^\circ\text{C})$



Note

- Gate cooling is critical for correct operation and gate quality. → See Cooling section in Technical Specifications.
 - Modify gate diameter and land to suit the part. → See Gate Modifications in Technical Specifications.
- * Minimum steel strength (σ_y) of hot runner plates 800MPa.

Body, Tip & Nut Grade Availability

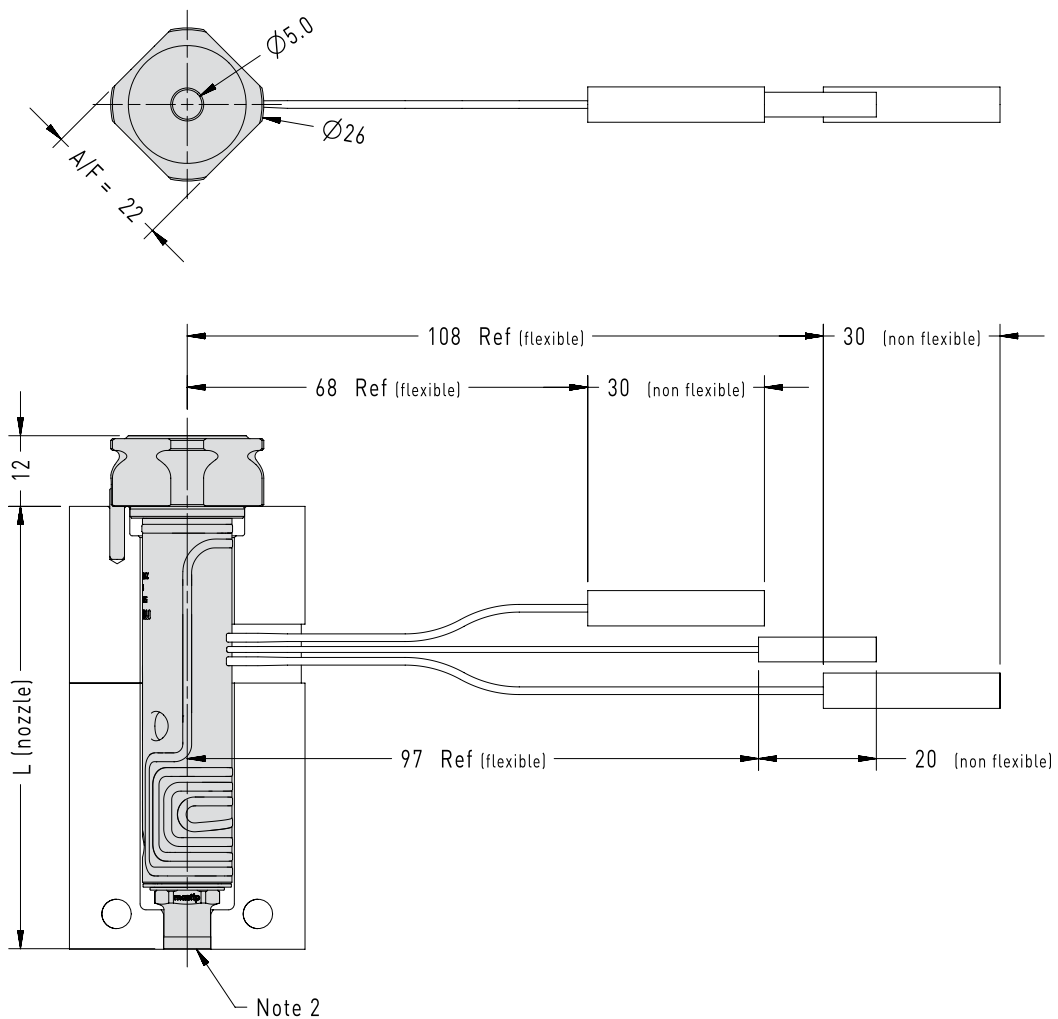
Nozzle Code \ Grade	F1G1H1	F1G2H1	F1G5H1	F1G5H5
MXTBN	×	✓	✓	✓
MXIBN	×	✓	✓	✓
MXOBN	✓	×	✓	✓
MXSBN	×	✓	×	×

To order a nozzle assembly:

Provide the Nozzle Code + Grade + Gate Diameter
 (Order example: MXTBN11075F1G2H1-08)

Standard Gate Diameters	
H1	0.8mm
H5	1.2mm

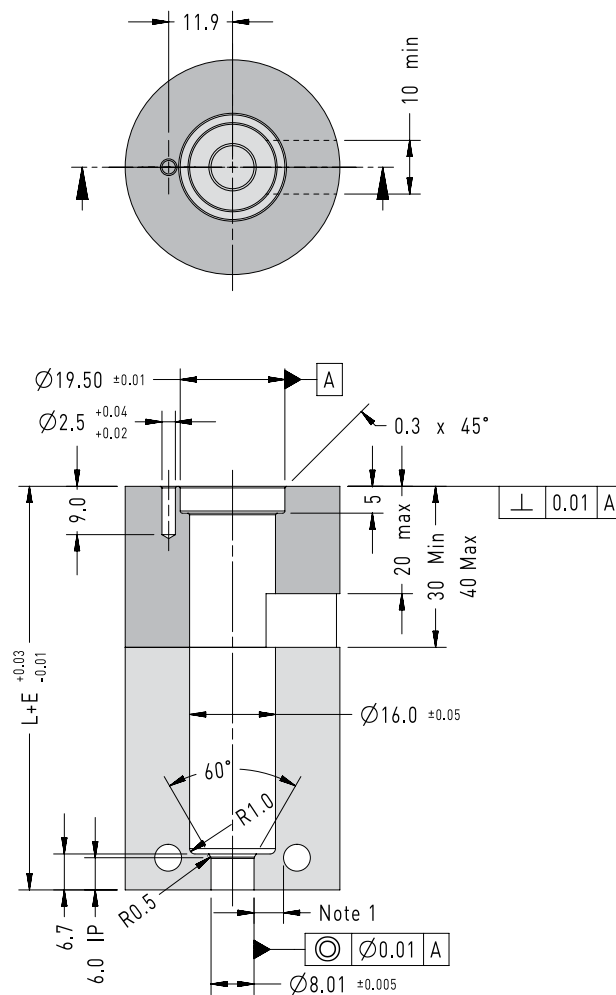
Nozzle Dimensions



Multi-Hole Torpedo Nozzle Code	One-Hole Torpedo Nozzle Code	Open Tip Nozzle Code	Spiral Torpedo Nozzle Code	L	E@ΔT =200C	E@ΔT =250C
MXTBN11055	MXIBN11055	MXOBN11055	MXSBN11055	55.1	0.15	0.18
MXTBN11065	MXIBN11065	MXOBN11065	MXSBN11065	65.1	0.17	0.22
MXTBN11075	MXIBN11075	MXOBN11075	MXSBN11075	75.1	0.20	0.25
MXTBN11085	MXIBN11085	MXOBN11085	MXSBN11085	85.1	0.22	0.28
MXTBN11095	MXIBN11095	MXOBN11095	MXSBN11095	95.1	0.25	0.31
MXTBN11105	MXIBN11105	MXOBN11105	MXSBN11105	105.1	0.28	0.35
MXTBN11115	MXIBN11115	MXOBN11115	MXSBN11115	115.1	0.30	0.38
MXTBN11130	MXIBN11130	MXOBN11130	MXSBN11130	130.1	0.34	0.43
MXTBN11145	MXIBN11145	MXOBN11145	MXSBN11145	145.1	0.38	0.48
MXTBN11160	MXIBN11160	MXOBN11160	MXSBN11160	160.1	0.42	0.53
MXTBN11175	MXIBN11175	MXOBN11175	MXSBN11175	175.1	0.46	0.58

Nozzle Fitment and Gate Dimensions

$$E = L \times 0.0000132 \times (\text{nozzle temp. } ^\circ\text{C} - \text{mould temp. } ^\circ\text{C})$$



Note

- Gate cooling is critical for correct operation and gate quality. → See Cooling Section in the Technical Specifications.
 - Modify gate diameter and land to suit the part. → See Gate Modifications in the Technical Specifications.
- * Minimum strength (σ_y) of nozzle plate 800MPa.

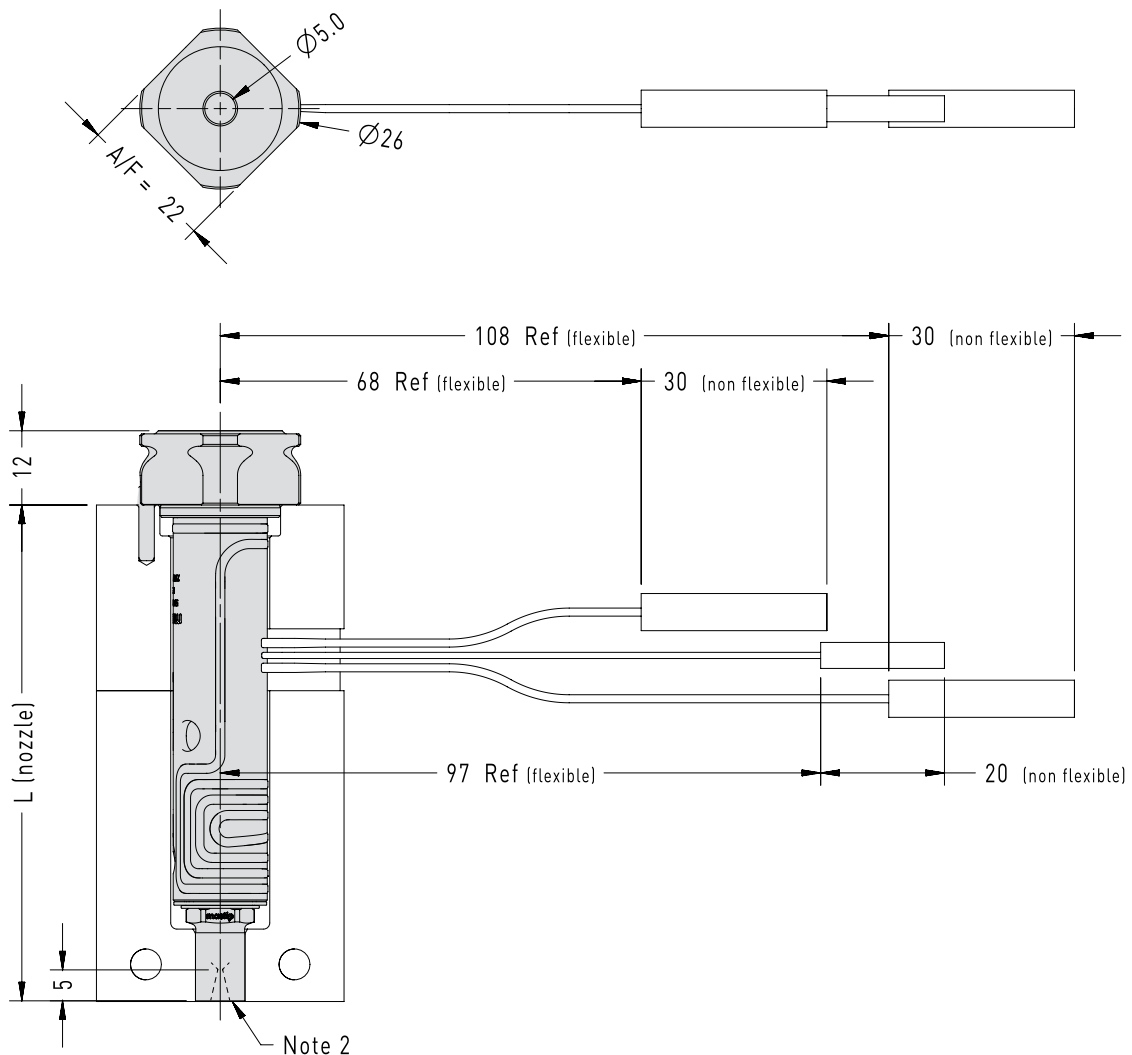
Body, Tip and Nut Material Grade Availability

Nozzle Code	Grade	F1G1H1	F1G2H1	F1G5H1	F1G5H5
	MXTSN		×	✓	✓
MXISN		×	✓	✓	✓
MXOSN		✓	×	✓	✓
MXSSN		×	✓	×	×

Standard Gate Diameters	
H1	1.1mm
H5	1.2mm

To order a nozzle assembly:
 Provide the Nozzle Code + Grade + Gate Diameter
 (Order example: MXTSN11075F1G2H1-11)

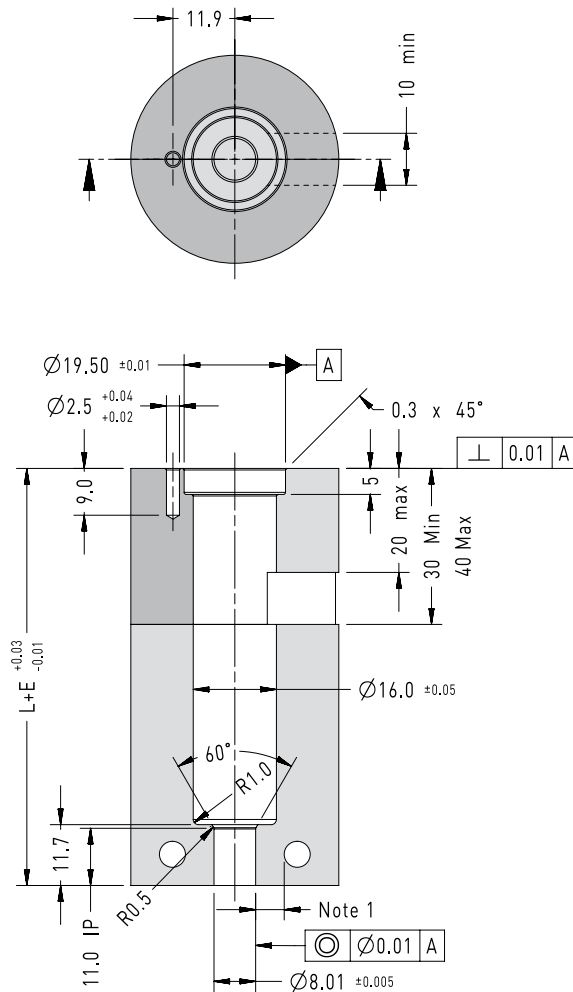
Nozzle Dimensions



Multi-Hole Torpedo Nozzle Code	One-Hole Torpedo Nozzle Code	Open Tip Nozzle Code	Spiral Torpedo Nozzle Code	L	E@ΔT =200C	E@ΔT =250C
MXTSN11055	MXISN11055	MXOSN11055	MXSSN11055	60.1	0.16	0.20
MXTSN11065	MXISN11065	MXOSN11065	MXSSN11065	70.1	0.19	0.23
MXTSN11075	MXISN11075	MXOSN11075	MXSSN11075	80.1	0.21	0.26
MXTSN11085	MXISN11085	MXOSN11085	MXSSN11085	90.1	0.24	0.30
MXTSN11095	MXISN11095	MXOSN11095	MXSSN11095	100.1	0.26	0.33
MXTSN11105	MXISN11105	MXOSN11105	MXSSN11105	110.1	0.29	0.36
MXTSN11115	MXISN11115	MXOSN11115	MXSSN11115	120.1	0.32	0.40
MXTSN11130	MXISN11130	MXOSN11130	MXSSN11130	135.1	0.36	0.45
MXTSN11145	MXISN11145	MXOSN11145	MXSSN11145	150.1	0.40	0.50
MXTSN11160	MXISN11160	MXOSN11160	MXSSN11160	165.1	0.44	0.55
MXTSN11175	MXISN11175	MXOSN11175	MXSSN11175	180.1	0.48	0.59

Nozzle Fitment and Gate Dimensions

$E = L \times 0.0000132 \times (\text{nozzle temp. } ^\circ\text{C} - \text{mould temp. } ^\circ\text{C})$

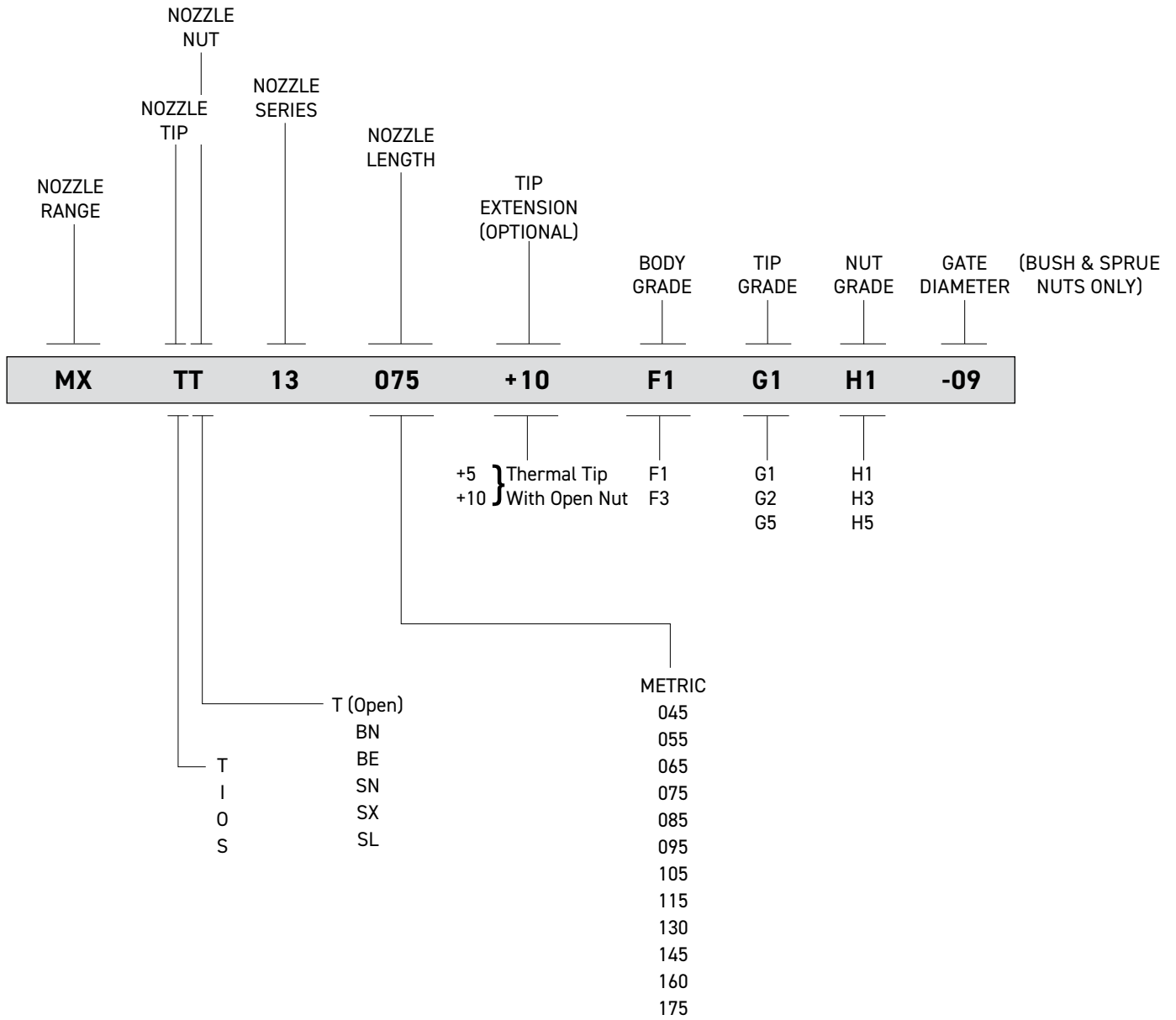


Note

1. Gate cooling is critical for correct operation and gate quality. → See Cooling Section in the Technical Specifications.
 2. Modify gate diameter and land to suit the part. → See Gate Modifications in the Technical Specifications.
- * Minimum strength (σ_y) of nozzle plate 800MPa.

MX Thermal Gate 13 Series

Nozzle Assembly Order Code for MX Thermal Gate 13 Series



Note

1. See page 10, 14 & 17 in the system selection guide for an explanation on the grades.

Body, Tip & Nut Grade Availability

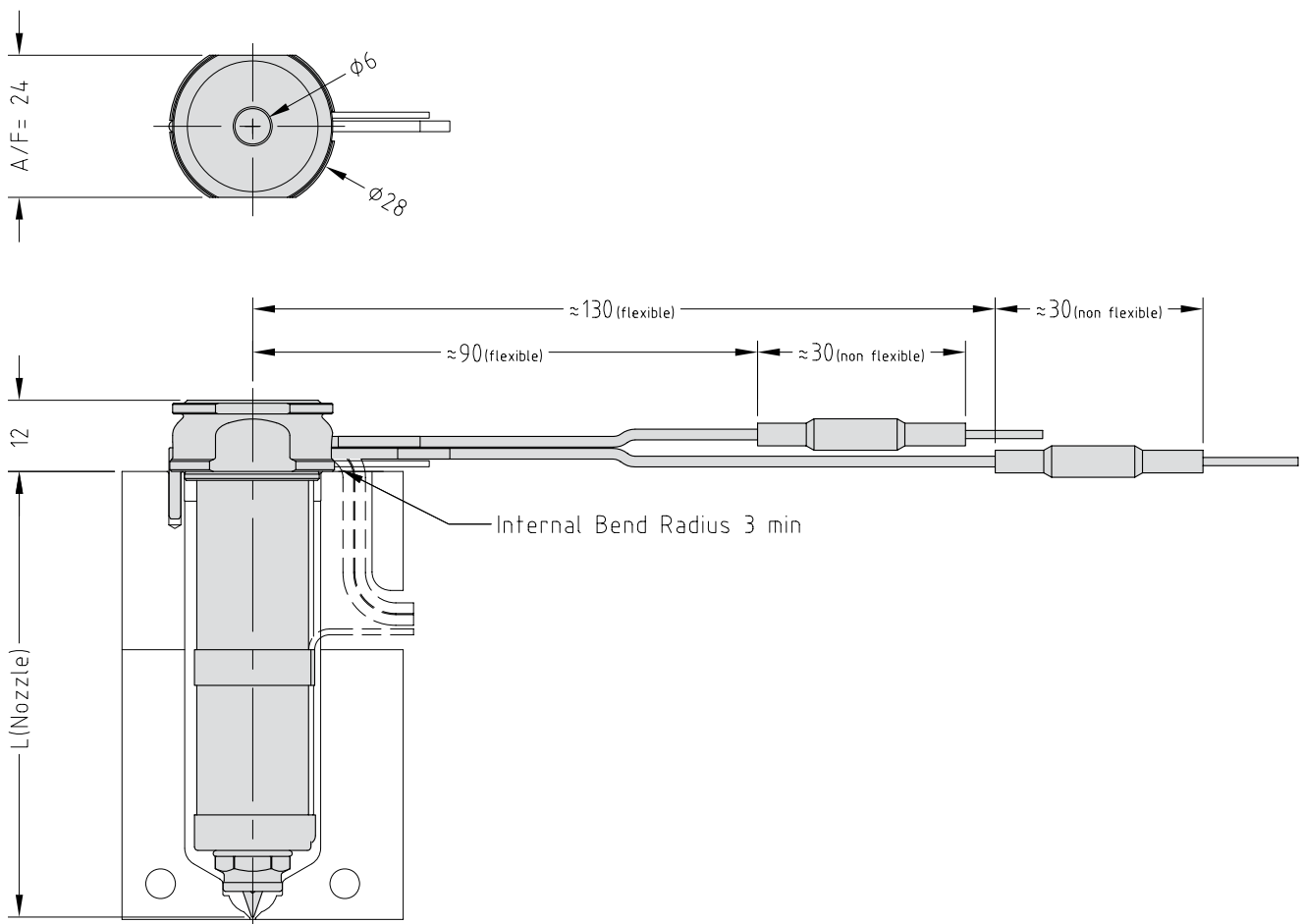
Nozzle Code	Grade	F1G1H1	F1G2H1	F1G5H1	F3G1H3	F3G2H3	F3G5H3
	MXTT		✓	✓	✓	✓	✓
MXIT		✓	✓	✓	✓	✓	✓
MXOT		✓	✗	✓	✓	✗	✓
MXST		✗	✓	✗	✗	✓	✗

To order a nozzle assembly:

Provide the Nozzle Code + Grade

(Order example: MXTT13075F1G1H1)

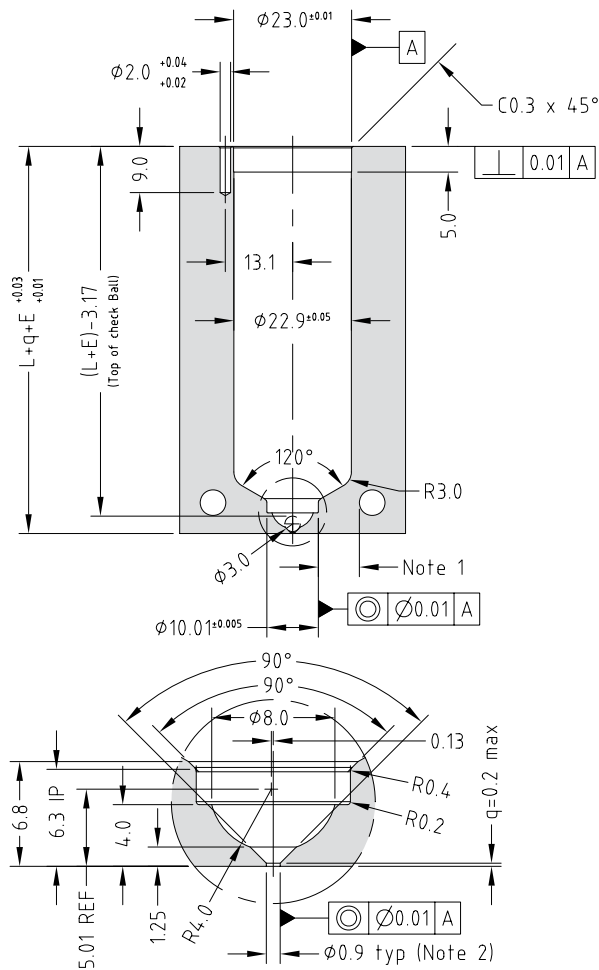
Nozzle Dimensions



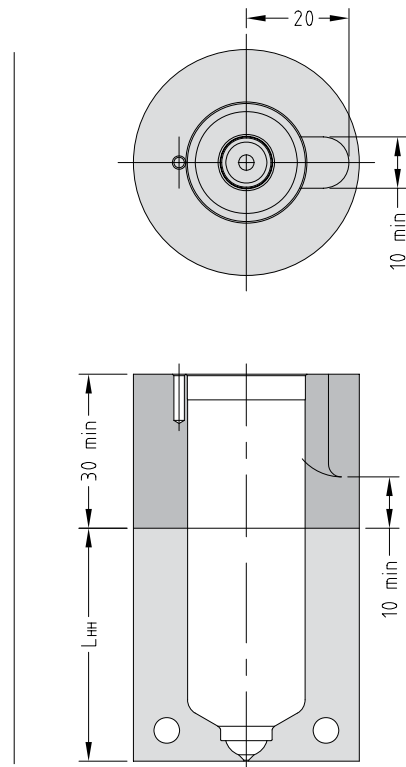
Multi-Hole Torpedo Nozzle Code	One-Hole Torpedo Nozzle Code	Open Tip Nozzle Code	Spiral Torpedo Nozzle Code	L	E@ΔT =200C	E@ΔT =250C
MXTT13045	MXIT13045	MXOT13045	MXST13045	45	0.12	0.15
MXTT13055	MXIT13055	MXOT13055	MXST13055	55	0.15	0.18
MXTT13065	MXIT13065	MXOT13065	MXST13065	65	0.17	0.21
MXTT13075	MXIT13075	MXOT13075	MXST13075	75	0.20	0.25
MXTT13085	MXIT13085	MXOT13085	MXST13085	85	0.22	0.28
MXTT13095	MXIT13095	MXOT13095	MXST13095	95	0.25	0.31
MXTT13105	MXIT13105	MXOT13105	MXST13105	105	0.28	0.35
MXTT13115	MXIT13115	MXOT13115	MXST13115	115	0.30	0.38
MXTT13130	MXIT13130	MXOT13130	MXST13130	130	0.34	0.43
MXTT13145	MXIT13145	MXOT13145	MXST13145	145	0.38	0.48
MXTT13160	MXIT13160	MXOT13160	MXST13160	160	0.42	0.53
MXTT13175	MXIT13175	MXOT13175	MXST13175	175	0.46	0.58

Nozzle Fitment and Gate Dimensions

$$E = L \times 0.0000132 \times (\text{nozzle temp. } ^\circ\text{C} - \text{mould temp. } ^\circ\text{C})$$



Hot Half Configuration



Note

- Gate cooling is critical for correct operation and gate quality. → See Cooling section in Technical Specifications.
 - Modify gate diameter and land to suit the part. → See Gate Modifications in Technical Specifications.
- * Minimum steel strength (σ_y) of hot runner plates 800MPa.

Body, Tip & Nut Grade Availability

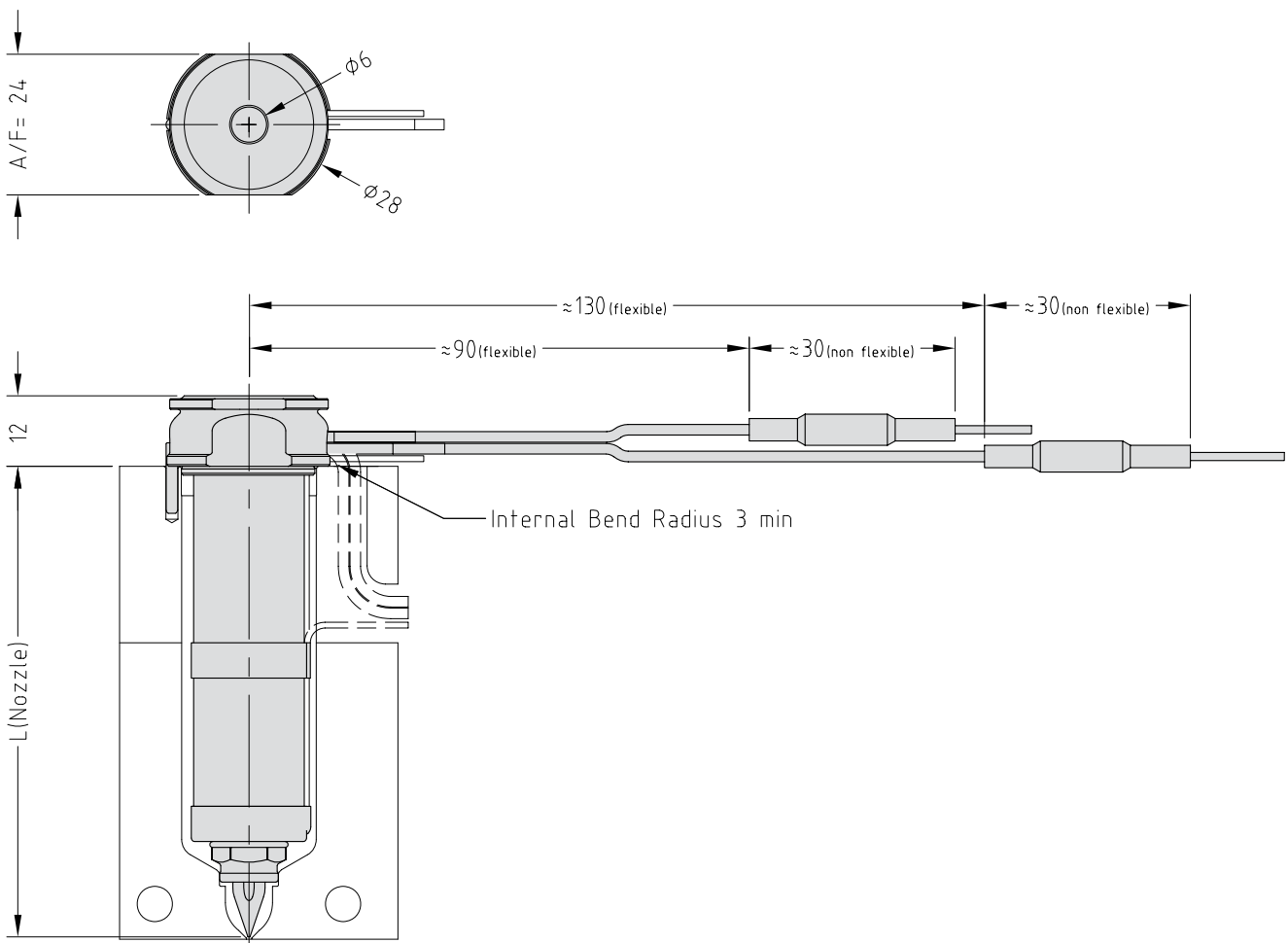
Nozzle Code \ Grade	F1G1H1	F1G2H1	F3G1H3	F3G2H3
MXTT+5	✓	✓	✓	✓
MXIT+5	✓	✓	✓	✓

To order a nozzle assembly:

Provide the Nozzle Code + Grade

(Order example: MXTT13075+5F1G1H1)

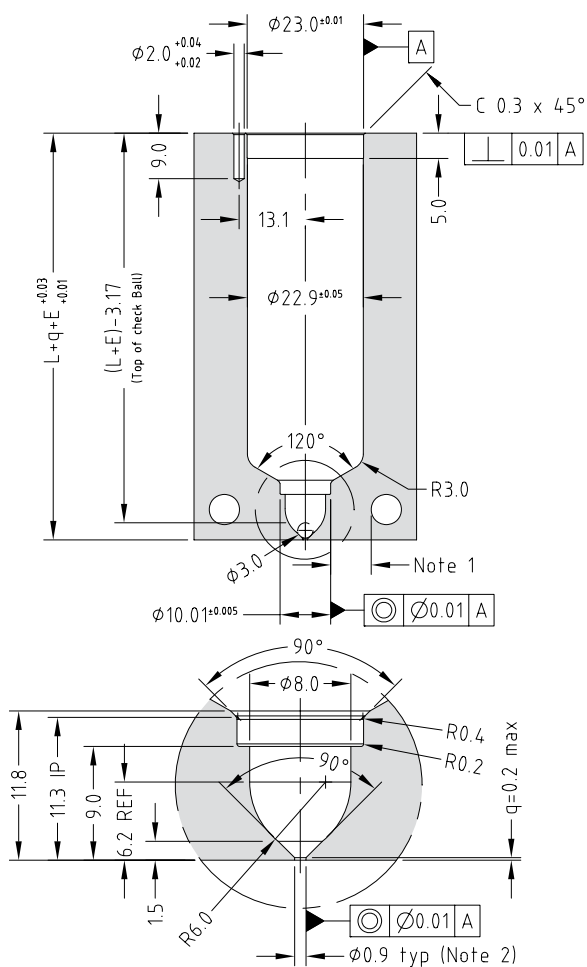
Nozzle Dimensions



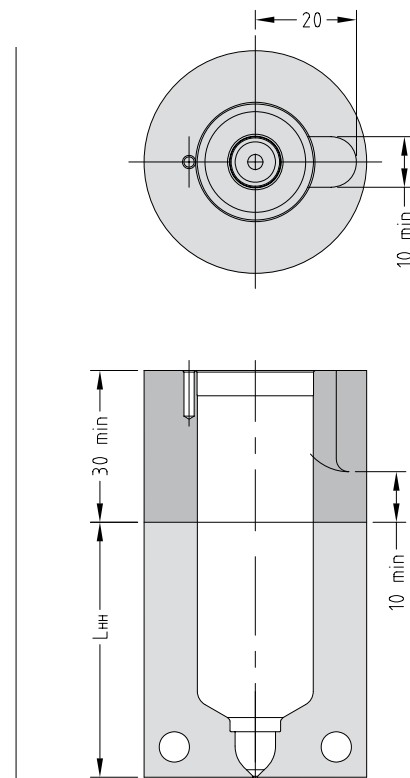
Multi-Hole Torpedo Nozzle Code	One-Hole Torpedo Nozzle Code	L	E@ΔT =200C	E@ΔT =250C
MXTT13045+5	MXIT13045+5	50	0.13	0.17
MXTT13055+5	MXIT13055+5	60	0.16	0.20
MXTT13065+5	MXIT13065+5	70	0.18	0.23
MXTT13075+5	MXIT13075+5	80	0.21	0.26
MXTT13085+5	MXIT13085+5	90	0.24	0.30
MXTT13095+5	MXIT13095+5	100	0.26	0.33
MXTT13105+5	MXIT13105+5	110	0.29	0.36
MXTT13115+5	MXIT13115+5	120	0.32	0.40
MXTT13130+5	MXIT13130+5	135	0.36	0.45
MXTT13145+5	MXIT13145+5	150	0.40	0.50
MXTT13160+5	MXIT13160+5	165	0.44	0.54
MXTT13175+5	MXIT13175+5	180	0.48	0.59

Nozzle Fitment and Gate Dimensions

$E = L \times 0.000132 \times (\text{nozzle temp. } ^\circ\text{C} - \text{mould temp. } ^\circ\text{C})$



Hot Half Configuration



Note

- Gate cooling is critical for correct operation and gate quality. → See Cooling section in Technical Specifications.
 - Modify gate diameter and land to suit the part. → See Gate Modifications in Technical Specifications.
- * Minimum steel strength (σ_y) of hot runner plates 800MPa.

Body, Tip & Nut Grade Availability

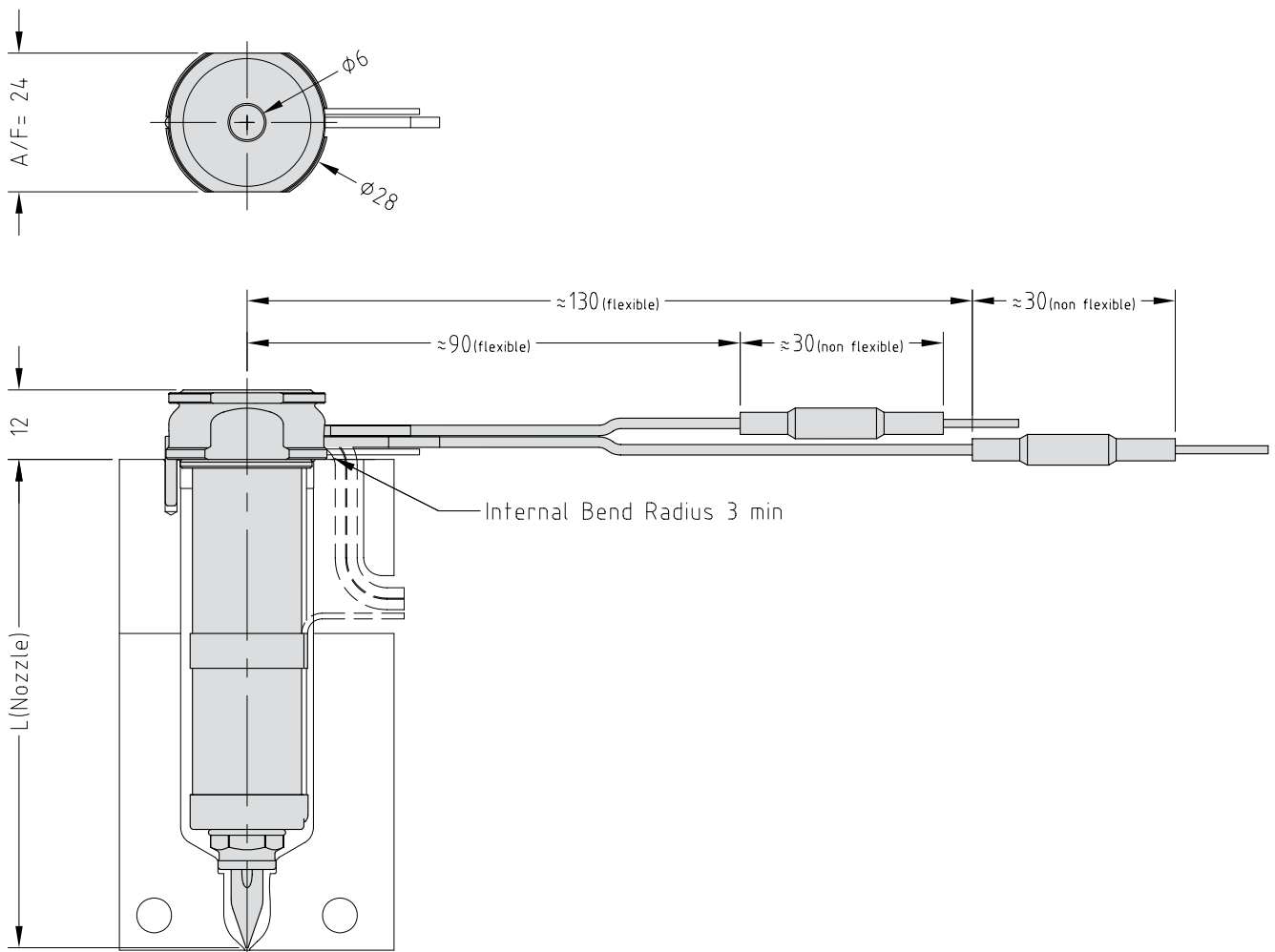
Nozzle Code	Grade			
	F1G1H1	F1G2H1	F3G1H3	F3G2H3
MXTT+10	✓	✓	✓	✓
MXIT+10	✓	✓	✓	✓

To order a nozzle assembly:

Provide the Nozzle Code + Grade

(Order example: MXTT13075+10F1G1H1)

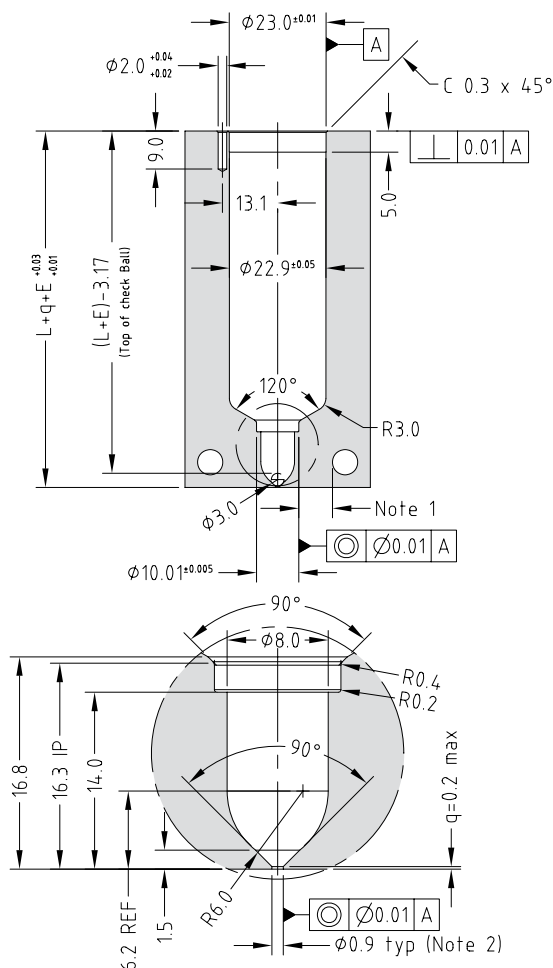
Nozzle Dimensions



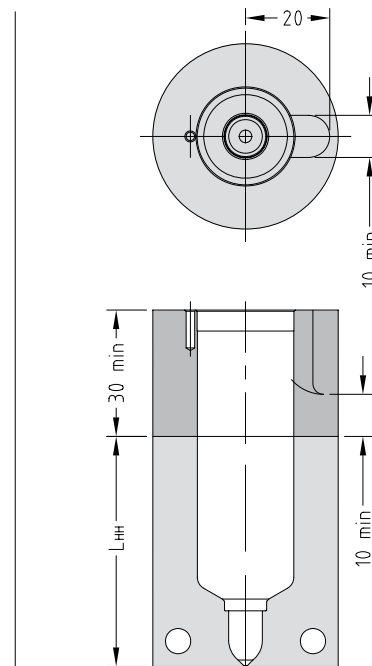
Multi-Hole Torpedo Nozzle Code	One-Hole Torpedo Nozzle Code	L	E@ΔT =200C	E@ΔT =250C
MXTT13045+10	MXIT13045+10	55	0.15	0.18
MXTT13055+10	MXIT13055+10	65	0.17	0.21
MXTT13065+10	MXIT13065+10	75	0.20	0.25
MXTT13075+10	MXIT13075+10	85	0.22	0.28
MXTT13085+10	MXIT13085+10	95	0.25	0.31
MXTT13095+10	MXIT13095+10	105	0.28	0.35
MXTT13105+10	MXIT13105+10	115	0.30	0.38
MXTT13115+10	MXIT13115+10	125	0.33	0.41
MXTT13130+10	MXIT13130+10	140	0.37	0.46
MXTT13145+10	MXIT13145+10	155	0.41	0.51
MXTT13160+10	MXIT13160+10	170	0.45	0.56
MXTT13175+10	MXIT13175+10	185	0.49	0.61

Nozzle Fitment and Gate Dimensions

$$E = L \times 0.000132 \times (\text{nozzle temp. } ^\circ\text{C} - \text{mould temp. } ^\circ\text{C})$$



Hot Half Configuration



Note

- Gate cooling is critical for correct operation and gate quality. → See Cooling section in Technical Specifications.
 - Modify gate diameter and land to suit the part. → See Gate Modifications in Technical Specifications.
- * Minimum steel strength (σ_y) of hot runner plates 800MPa.

Body, Tip & Nut Material Grade Availability

Nozzle Code	Grade					
	F1G1H1	F1G2H1	F1G5H1	F3G1H3	F3G2H3	F3G5H3
MXTBE	✓	✓	✓	✓	✓	✓
MXIBE	✓	✓	✓	✓	✓	✓
MXOBE	✓	✗	✓	✓	✗	✓
MXSBE	✗	✓	✗	✗	✓	✗

Bush Nut Options

- BN - Standard bush nut
- BE - Full-contact bush nut*

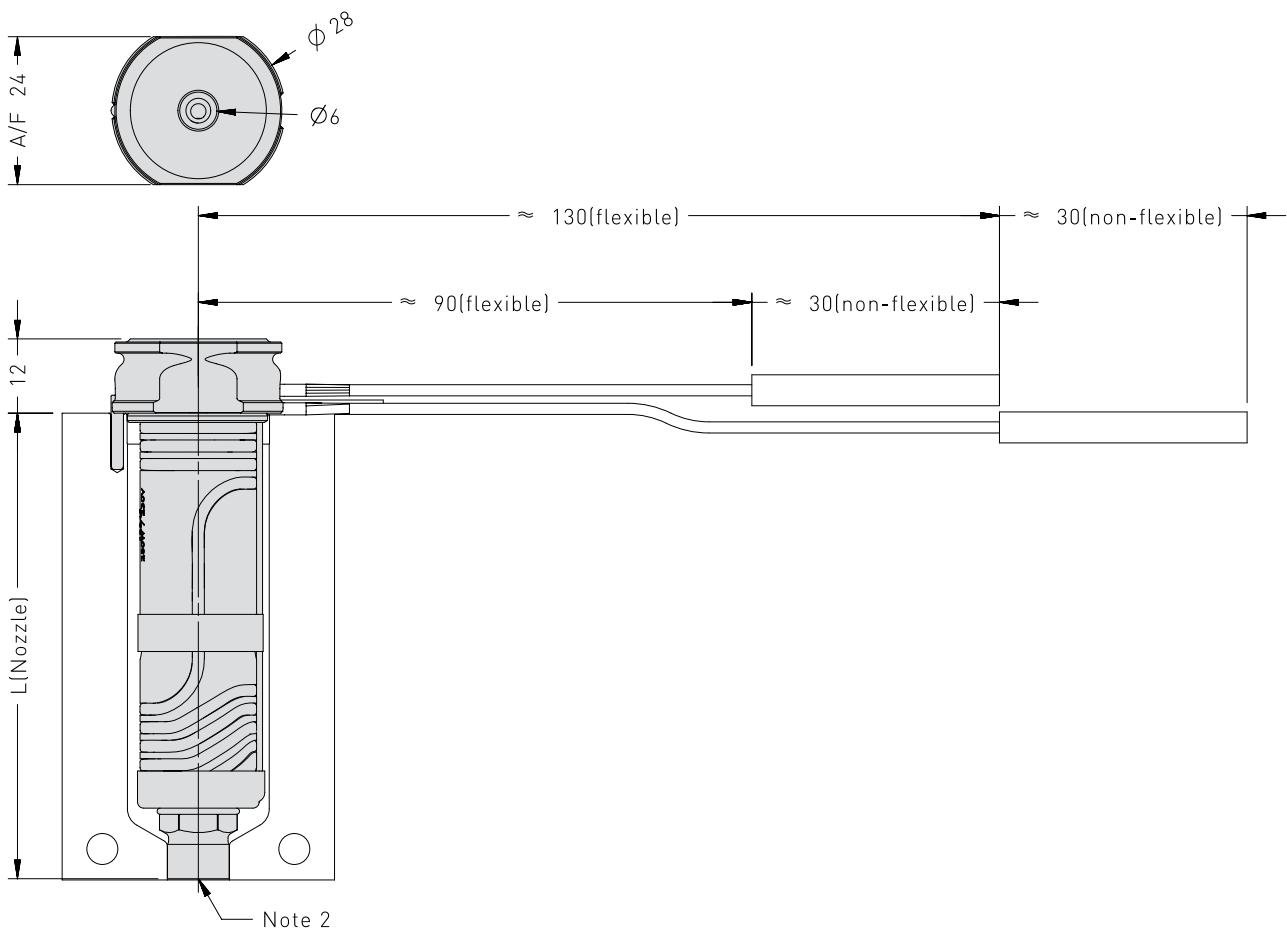
The nozzle codes listed to the right are for nozzle assemblies with a standard bush nut. To order a full-contact bush nut, replace the BN in the code with BE.

Standard Gate Diameters		
H1	0.9mm	1.1mm
H3	0.9mm	1.1mm

To order a nozzle assembly:

Provide the Nozzle Code + Grade + Gate Diameter
 (Order example: MXTBE13075F1G1H1-09)

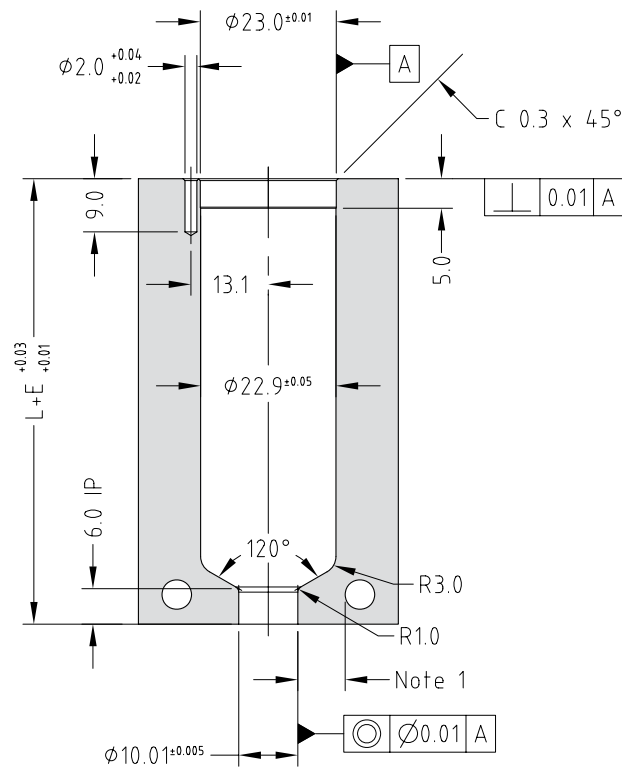
Nozzle Dimensions



Multi-Hole Torpedo Nozzle Code	One-Hole Torpedo Nozzle Code	Open Tip Nozzle Code	Spiral Torpedo Nozzle Code	L	E@ΔT =200C	E@ΔT =250C
MXTBE13045	MXIBE13045	MXOBE13045	MXSBE13045	45.2	0.12	0.15
MXTBE13055	MXIBE13055	MXOBE13055	MXSBE13055	55.2	0.15	0.18
MXTBE13065	MXIBE13065	MXOBE13065	MXSBE13065	65.2	0.17	0.22
MXTBE13075	MXIBE13075	MXOBE13075	MXSBE13075	75.2	0.20	0.25
MXTBE13085	MXIBE13085	MXOBE13085	MXSBE13085	85.2	0.22	0.28
MXTBE13095	MXIBE13095	MXOBE13095	MXSBE13095	95.2	0.25	0.31
MXTBE13105	MXIBE13105	MXOBE13105	MXSBE13105	105.2	0.28	0.35
MXTBE13115	MXIBE13115	MXOBE13115	MXSBE13115	115.2	0.30	0.38
MXTBE13130	MXIBE13130	MXOBE13130	MXSBE13130	130.2	0.34	0.43
MXTBE13145	MXIBE13145	MXOBE13145	MXSBE13145	145.2	0.38	0.48
MXTBE13160	MXIBE13160	MXOBE13160	MXSBE13160	160.2	0.42	0.53
MXTBE13175	MXIBE13175	MXOBE13175	MXSBE13175	175.2	0.46	0.58

Nozzle Fitment and Gate Dimensions

$$E = L \times 0.000132 \times (\text{nozzle temp. } ^\circ\text{C} - \text{mould temp. } ^\circ\text{C})$$



Note

1. Gate cooling is critical for correct operation and gate quality. → See Cooling Section in the Technical Specifications.
 2. Modify gate diameter and land to suit the part. → See Gate Modifications in the Technical Specifications.
- * Minimum strength (σ_y) of nozzle plate 800MPa.

Body, Tip & Nut Material Grade Availability

Nozzle Code \ Grade	Grade							
	F1G1H1	F1G2H1	F1G5H1	F1G5H5	F3G1H3	F3G2H3	F3G5H3	F3G5H5
MXTBN	✓	✓	✓	✓	✓	✓	✓	✓
MXIBN	✓	✓	✓	✓	✓	✓	✓	✓
MXOBN	✓	✗	✓	✓	✓	✗	✓	✓
MXSBN	✗	✓	✗	✗	✗	✓	✗	✗

Bush Nut Options

- BN - Standard bush nut
- BE - Full-contact bush nut*

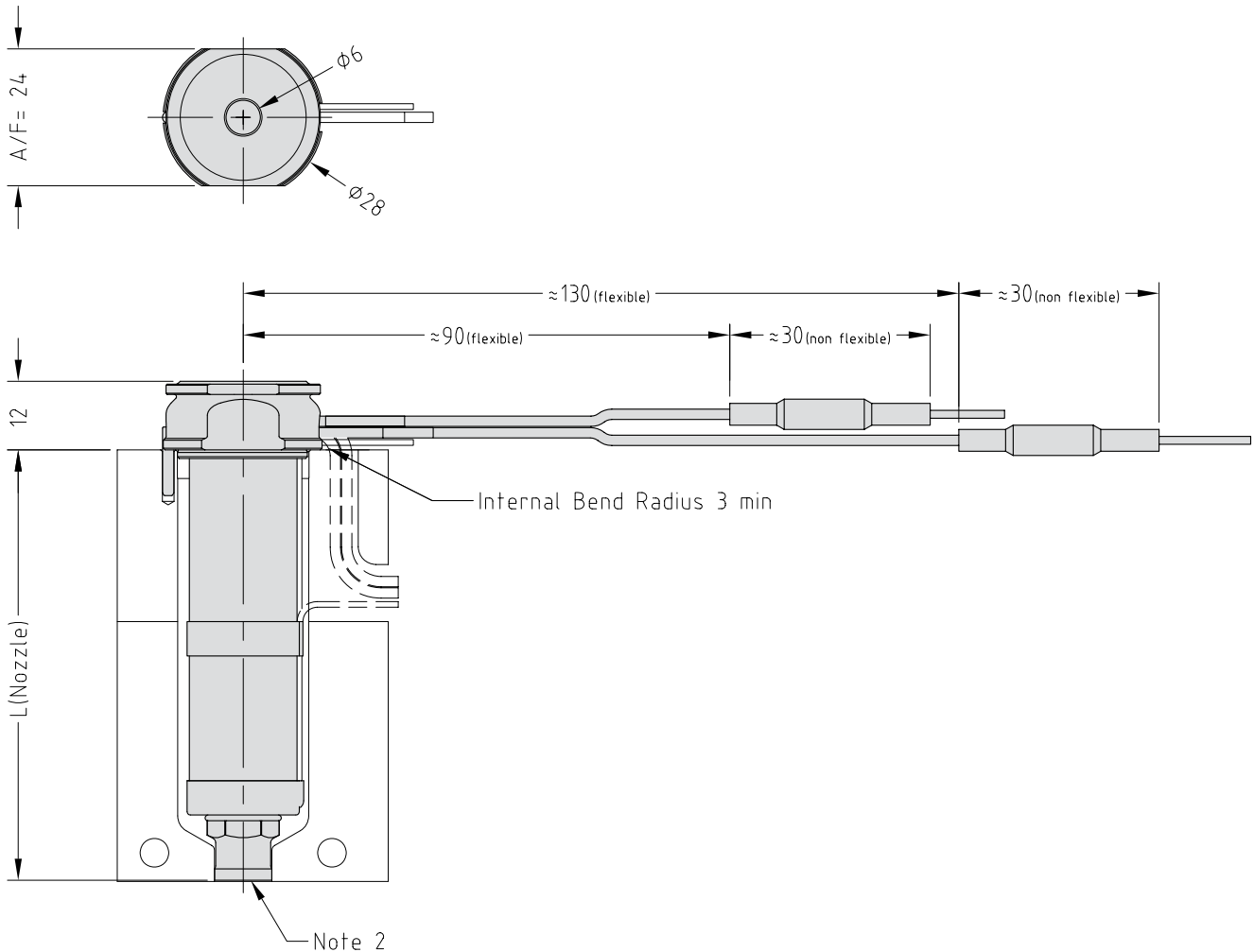
The nozzle codes listed to the right are for nozzle assemblies with a standard bush nut. To order a full-contact bush nut, replace the BN in the code with BE.

Standard Gate Diameters		
H1	0.9mm	1.1mm
H3	0.9mm	1.1mm
H5	1.4mm	

To order a nozzle assembly:

Provide the Nozzle Code + Grade + Gate Diameter
(Order example: MXTBN13075F1G1H1-09)

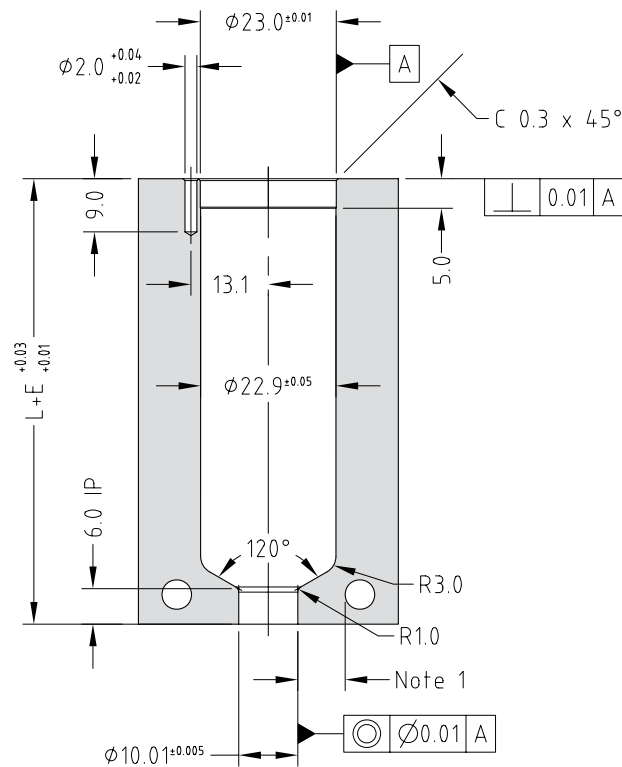
Nozzle Dimensions



Multi-Hole Torpedo Nozzle Code	One-Hole Torpedo Nozzle Code	Open Tip Nozzle Code	Spiral Torpedo Nozzle Code	L	E@ΔT =200C	E@ΔT =250C
MXTBN13045	MXIBN13045	MXOBN13045	MXSBN13045	45.2	0.12	0.15
MXTBN13055	MXIBN13055	MXOBN13055	MXSBN13055	55.2	0.15	0.18
MXTBN13065	MXIBN13065	MXOBN13065	MXSBN13065	65.2	0.17	0.22
MXTBN13075	MXIBN13075	MXOBN13075	MXSBN13075	75.2	0.20	0.25
MXTBN13085	MXIBN13085	MXOBN13085	MXSBN13085	85.2	0.22	0.28
MXTBN13095	MXIBN13095	MXOBN13095	MXSBN13095	95.2	0.25	0.31
MXTBN13105	MXIBN13105	MXOBN13105	MXSBN13105	105.2	0.28	0.35
MXTBN13115	MXIBN13115	MXOBN13115	MXSBN13115	115.2	0.30	0.38
MXTBN13130	MXIBN13130	MXOBN13130	MXSBN13130	130.2	0.34	0.43
MXTBN13145	MXIBN13145	MXOBN13145	MXSBN13145	145.2	0.38	0.48
MXTBN13160	MXIBN13160	MXOBN13160	MXSBN13160	160.2	0.42	0.53
MXTBN13175	MXIBN13175	MXOBN13175	MXSBN13175	175.2	0.46	0.58

Nozzle Fitment and Gate Dimensions

$$E = L \times 0.0000132 \times (\text{nozzle temp. } ^\circ\text{C} - \text{mould temp. } ^\circ\text{C})$$



Note

- Gate cooling is critical for correct operation and gate quality. → See Cooling Section in the Technical Specifications.
 - Modify gate diameter and land to suit the part. → See Gate Modifications in the Technical Specifications.
- * Minimum strength (σ_y) of nozzle plate 800MPa.

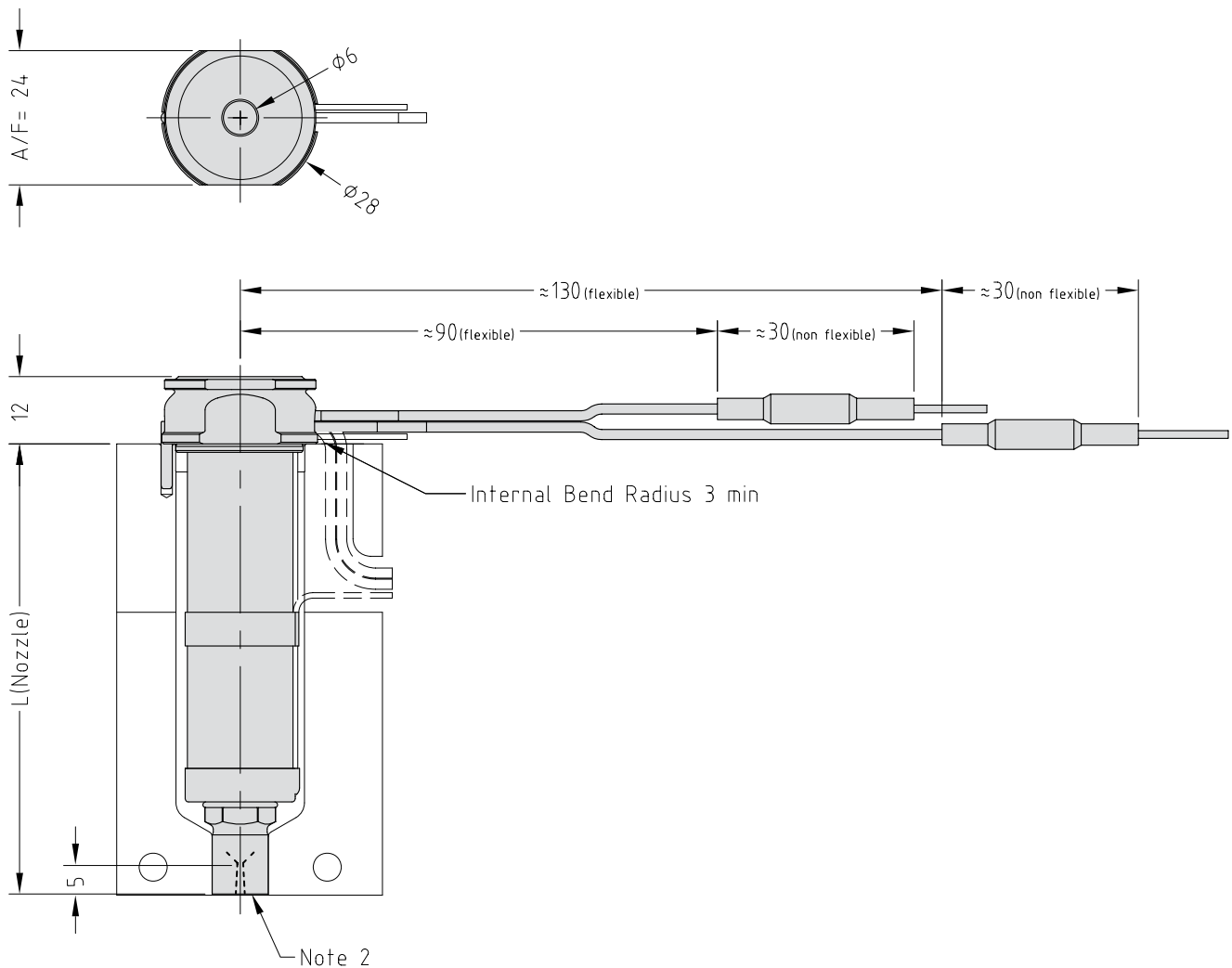
Body, Tip and Nut Material Grade Availability

Nozzle Code	Grade	F1G1H1	F1G2H1	F1G5H1	F1G5H5	F3G1H3	F3G2H3	F3G5H3	F3G5H5
	MXTSN		✓	✓	✓	✓	✓	✓	✓
MXISN		✓	✓	✓	✓	✓	✓	✓	✓
MXOSN		✓	✗	✓	✓	✓	✗	✓	✓
MXSSN		✗	✓	✗	✗	✗	✓	✗	✗

Standard Gate Diameters		
H1	0.9mm	1.3mm
H3	0.9mm	1.3mm
H5	1.6mm	

To order a nozzle assembly:
 Provide the Nozzle Code + Grade + Gate Diameter
 (Order example: MXTSN13075F1G1H1-09)

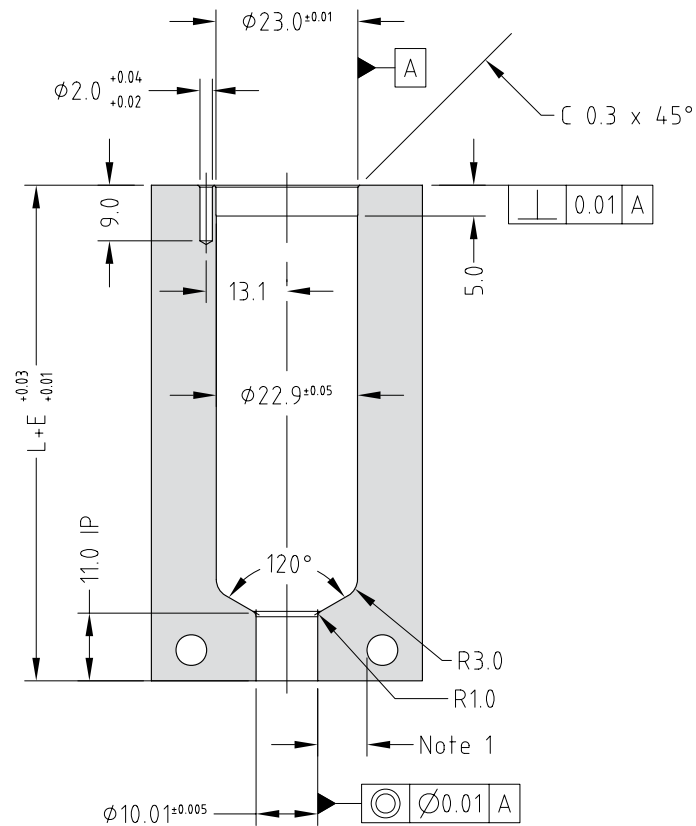
Nozzle Dimensions



Multi-Hole Torpedo Nozzle Code	One-Hole Torpedo Nozzle Code	Open Tip Nozzle Code	Spiral Torpedo Nozzle Code	L	E@ΔT =200C	E@ΔT =250C
MXTSN13045	MXISN13045	MXOSN13045	MXSSN13045	50.2	0.13	0.17
MXTSN13055	MXISN13055	MXOSN13055	MXSSN13055	60.2	0.16	0.20
MXTSN13065	MXISN13065	MXOSN13065	MXSSN13065	70.2	0.19	0.23
MXTSN13075	MXISN13075	MXOSN13075	MXSSN13075	80.2	0.21	0.26
MXTSN13085	MXISN13085	MXOSN13085	MXSSN13085	90.2	0.24	0.30
MXTSN13095	MXISN13095	MXOSN13095	MXSSN13095	100.2	0.26	0.33
MXTSN13105	MXISN13105	MXOSN13105	MXSSN13105	110.2	0.29	0.36
MXTSN13115	MXISN13115	MXOSN13115	MXSSN13115	120.2	0.32	0.40
MXTSN13130	MXISN13130	MXOSN13130	MXSSN13130	135.2	0.36	0.45
MXTSN13145	MXISN13145	MXOSN13145	MXSSN13145	150.2	0.40	0.50
MXTSN13160	MXISN13160	MXOSN13160	MXSSN13160	165.2	0.44	0.55
MXTSN13175	MXISN13175	MXOSN13175	MXSSN13175	180.2	0.48	0.59

Nozzle Fitment and Gate Dimensions

$$E = L \times 0.0000132 \times (\text{nozzle temp. } ^\circ\text{C} - \text{mould temp. } ^\circ\text{C})$$



Note

1. Gate cooling is critical for correct operation and gate quality. → See Cooling Section in the Technical Specifications.
 2. Modify gate diameter and land to suit the part. → See Gate Modifications in the Technical Specifications.
- * Minimum strength (σ_y) of nozzle plate 800MPa.

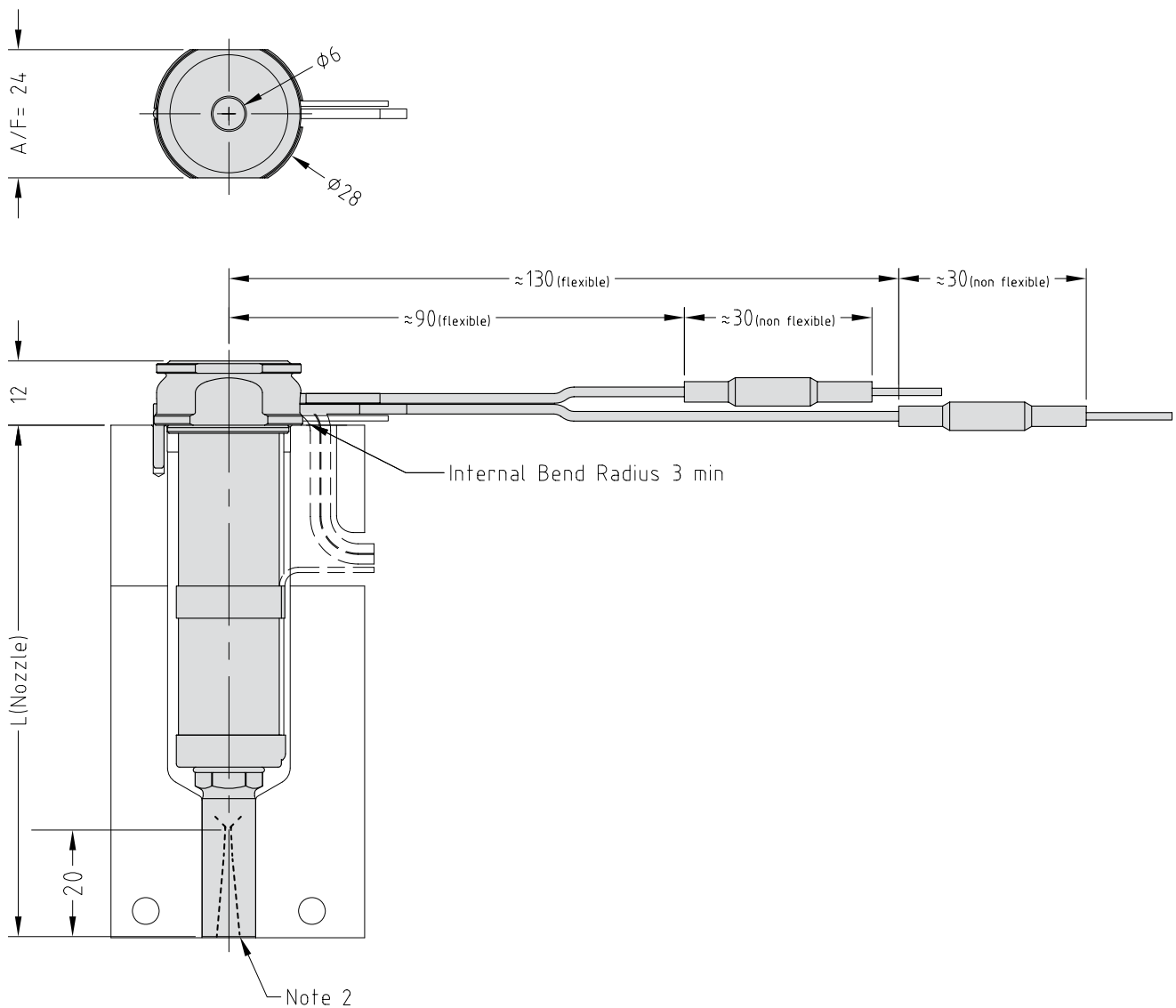
Body, Tip and Nut Material Grade Availability

Nozzle Code	Grade		
	F1G1H1	F1G2H1	F1G5H1
MXTSX	✓	✓	✓
MXISX	✓	✓	✓
MXOSX	✓	✗	✓

Standard Gate Diameters	
H1	0.9mm

To order a nozzle assembly:
 Provide the Nozzle Code + Grade + Gate Diameter
 (Order example: MXTSX13075F1G1H1-09)

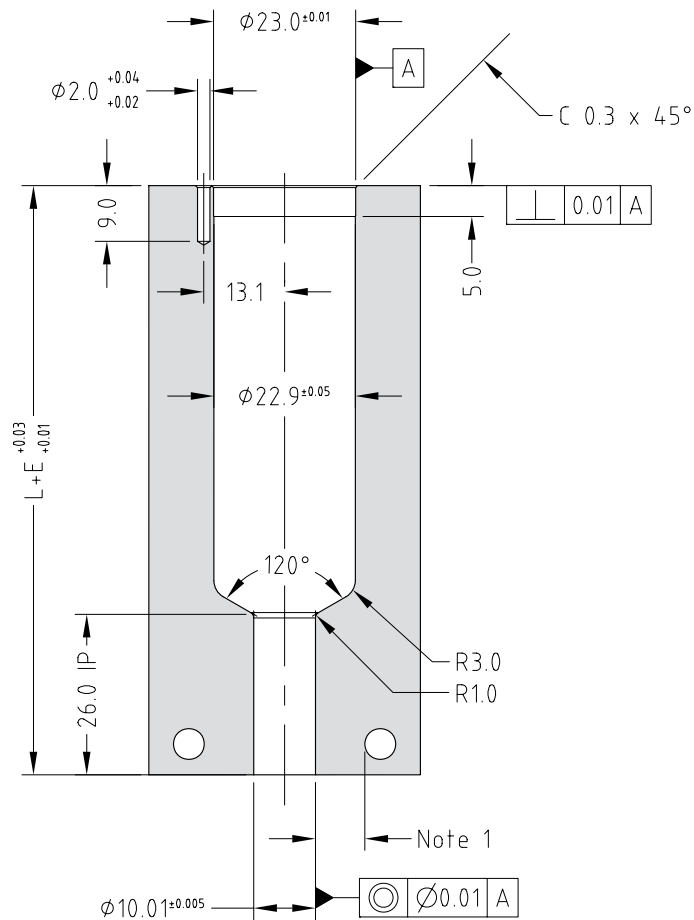
Nozzle Dimensions



Multi-Hole Torpedo Nozzle Code	One-Hole Torpedo Nozzle Code	Open Tip Nozzle Code	L	E@ΔT =200C	E@ΔT =250C
MXTSX13045	MXISX13045	MXOSX13045	65.2	0.17	0.22
MXTSX13055	MXISX13055	MXOSX13055	75.2	0.20	0.25
MXTSX13065	MXISX13065	MXOSX13065	85.2	0.22	0.28
MXTSX13075	MXISX13075	MXOSX13075	95.2	0.25	0.31
MXTSX13085	MXISX13085	MXOSX13085	105.2	0.28	0.35
MXTSX13095	MXISX13095	MXOSX13095	115.2	0.30	0.38
MXTSX13105	MXISX13105	MXOSX13105	125.2	0.33	0.41
MXTSX13115	MXISX13115	MXOSX13115	135.2	0.36	0.45
MXTSX13130	MXISX13130	MXOSX13130	150.2	0.40	0.50
MXTSX13145	MXISX13145	MXOSX13145	165.2	0.44	0.55
MXTSX13160	MXISX13160	MXOSX13160	180.2	0.48	0.59
MXTSX13175	MXISX13175	MXOSX13175	195.2	0.52	0.64

Nozzle Fitment and Gate Dimensions

$$E = L \times 0.000132 \times (\text{nozzle temp. } ^\circ\text{C} - \text{mould temp. } ^\circ\text{C})$$



Note

1. Gate cooling is critical for correct operation and gate quality. → See Cooling section in the Technical Specifications.
 2. Modify gate diameter and land to suit the part. → See Gate Modifications in the Technical Specifications.
- * Minimum strength (σ_y) of nozzle plate 800MPa.

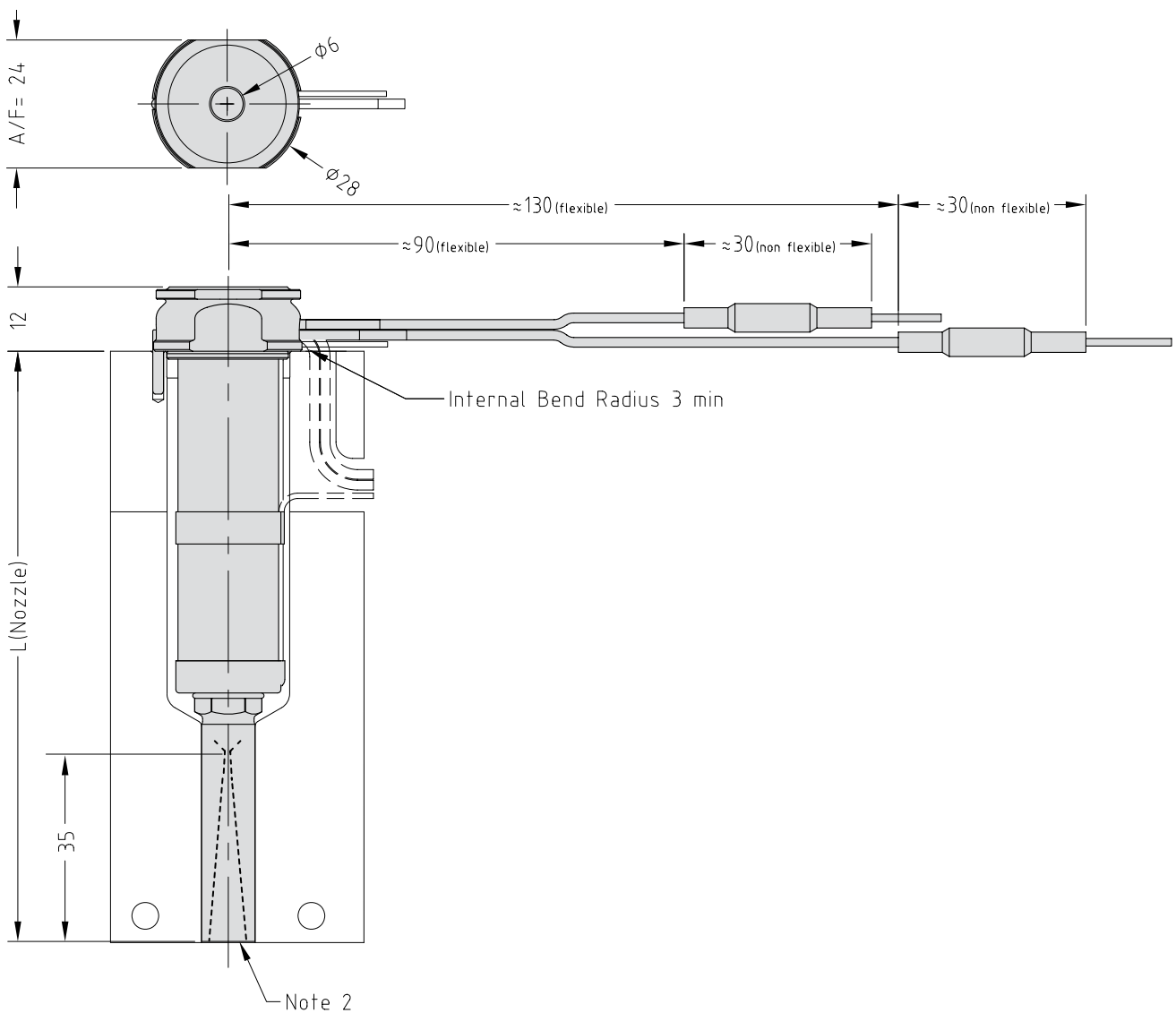
Body, Tip and Nut Material Grade Availability

Nozzle Code \ Grade	F1G1H1	F1G2H1	F1G5H1
MXTSL	✓	✓	✓
MXISL	✓	✓	✓
MXOSL	✓	✗	✓

Standard Gate Diameters	
H1	0.9mm

To order a nozzle assembly:
 Provide the Nozzle Code + Grade + Gate Diameter
 (Order example: MXTSL13075F1G1H1-09)

Nozzle Dimensions



MX YCN Nut Thermal Gate 13 Series

Nozzle Assembly Order Code for MX YCN Nut Thermal Gate 13 Series

NOZZLE RANGE	YCN NUT	NOZZLE SERIES	NOZZLE LENGTH	BODY GRADE	NUT GRADE	GATE PROFILE	POLYMER CLASSIFICATION	GATE DIAMETER
MX	YCN	13	175	F1	H3	P4	F	-18
			045 055 065 075 085 095 105 115 130 145 160 175	F1 F3	H3	P7 P4 N3	U (Unfilled) F (Filled) SP	EXAMPLE OF A FINAL ORDER CODE

Note

1. See page 26 in the system selection guide for an explanation on gate profiles.

Body & Nut Grade Availability

Nozzle Code	F1H3	F3H3
MXYCN	✓	✓

To order a nozzle assembly:

Provide the Nozzle Code + Grade + Gate Profile
 (Order example: MXYCN13075F1H3P7U-12)

Refer to the system selection guide page 26 for further explanation.

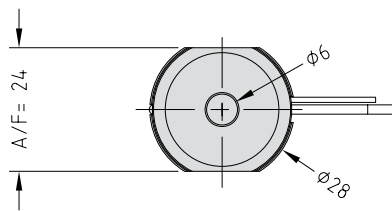
YCN Gate Profile Availability

Profile	Unfilled	Filled	Special
P7	P7U-12	P7F-16	P7-SP
P4	P4U-13	P4F-18	P4-SP
N3	N3U-13	N3F-16	N3-SP

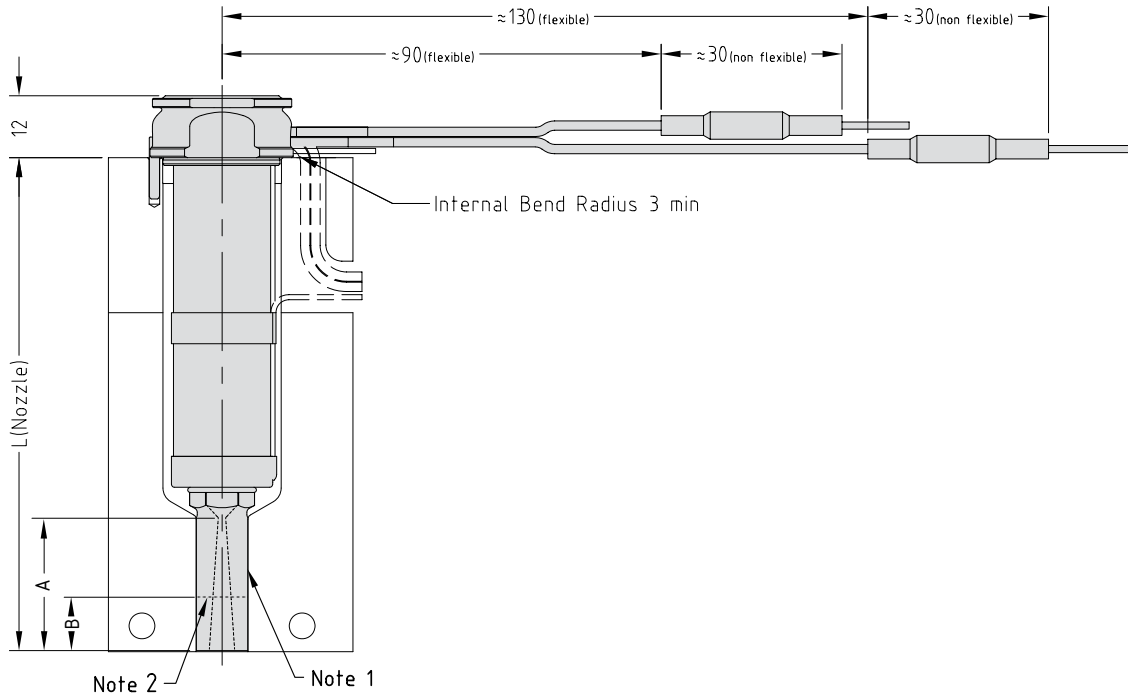
Standard Gate Diameters

Nut Grade	P7U-12	P7F-16	P4U-13	P4F-18	N3U-13	N3F-16
H3	1.2mm	1.6mm	1.3mm	1.8mm	1.3mm	1.6mm

Nozzle Dimensions



Profile	Gate Position A	Cut Length B
P7	25	Contact Mastip
P4	28	
N3	35	



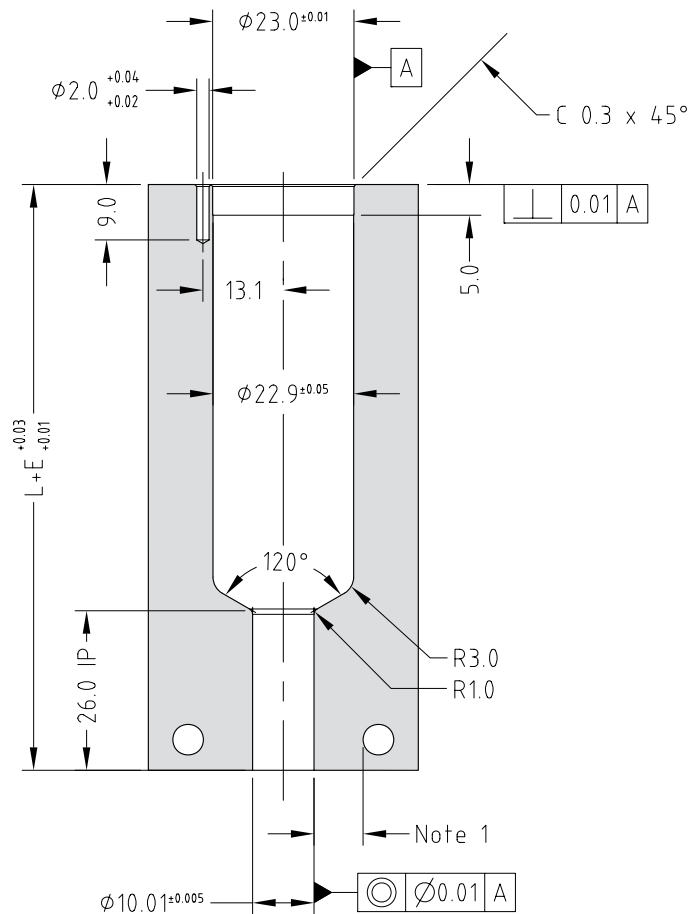
Note

1. Modify the contact area of the YCN nut to suit the application.
 2. Contact Mastip to reduce the length (B) of the YCN nut.
- Modify gate diameter and land to suit the part. → See Gate Modifications in Technical Specifications.

YCN Open Nut Nozzle Code	L	E@ΔT =200C	E@ΔT =250C
MXYCN13045	65.2	0.17	0.22
MXYCN13055	75.2	0.20	0.25
MXYCN13065	85.2	0.22	0.28
MXYCN13075	95.2	0.25	0.31
MXYCN13085	105.2	0.28	0.35
MXYCN13095	115.2	0.30	0.38
MXYCN13105	125.2	0.33	0.41
MXYCN13115	135.2	0.36	0.45
MXYCN13130	150.2	0.40	0.50
MXYCN13145	165.2	0.44	0.55
MXYCN13160	180.2	0.48	0.59
MXYCN13175	195.2	0.52	0.64

Nozzle Fitment and Gate Dimensions

$E = L \times 0.0000132 \times (\text{nozzle temp. } ^\circ\text{C} - \text{mould temp. } ^\circ\text{C})$

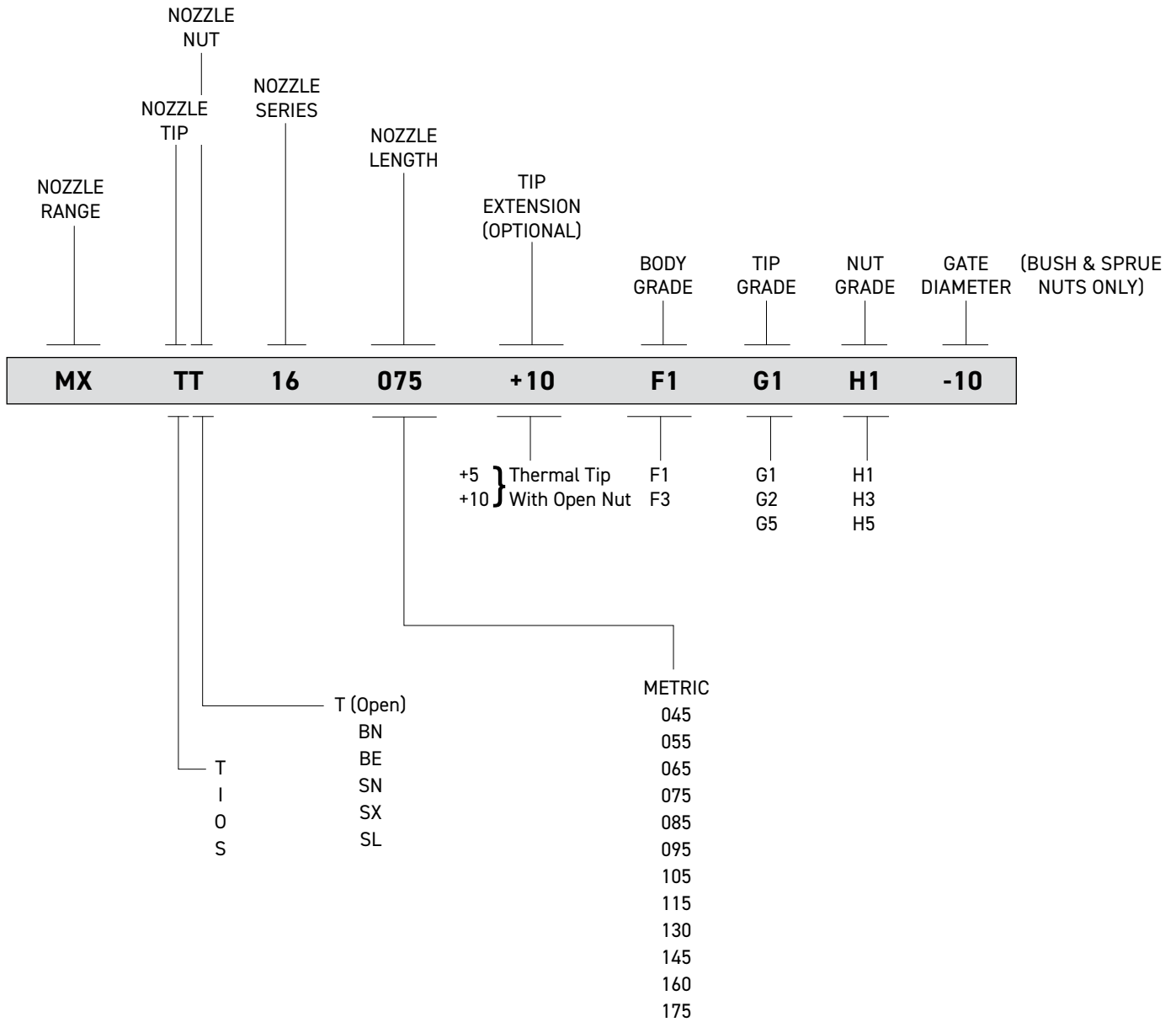


Note

- Gate cooling is critical for correct operation and gate quality. → See Cooling section in Technical Specifications.
- * Minimum steel strength (σ_y) of hot runner plates 800MPa.

MX Thermal Gate 16 Series

Nozzle Assembly Order Code for MX Thermal Gate 16 Series



Note

1. See page 10, 14 & 17 in the system selection guide for an explanation on this grades.

Body, Tip & Nut Grade Availability

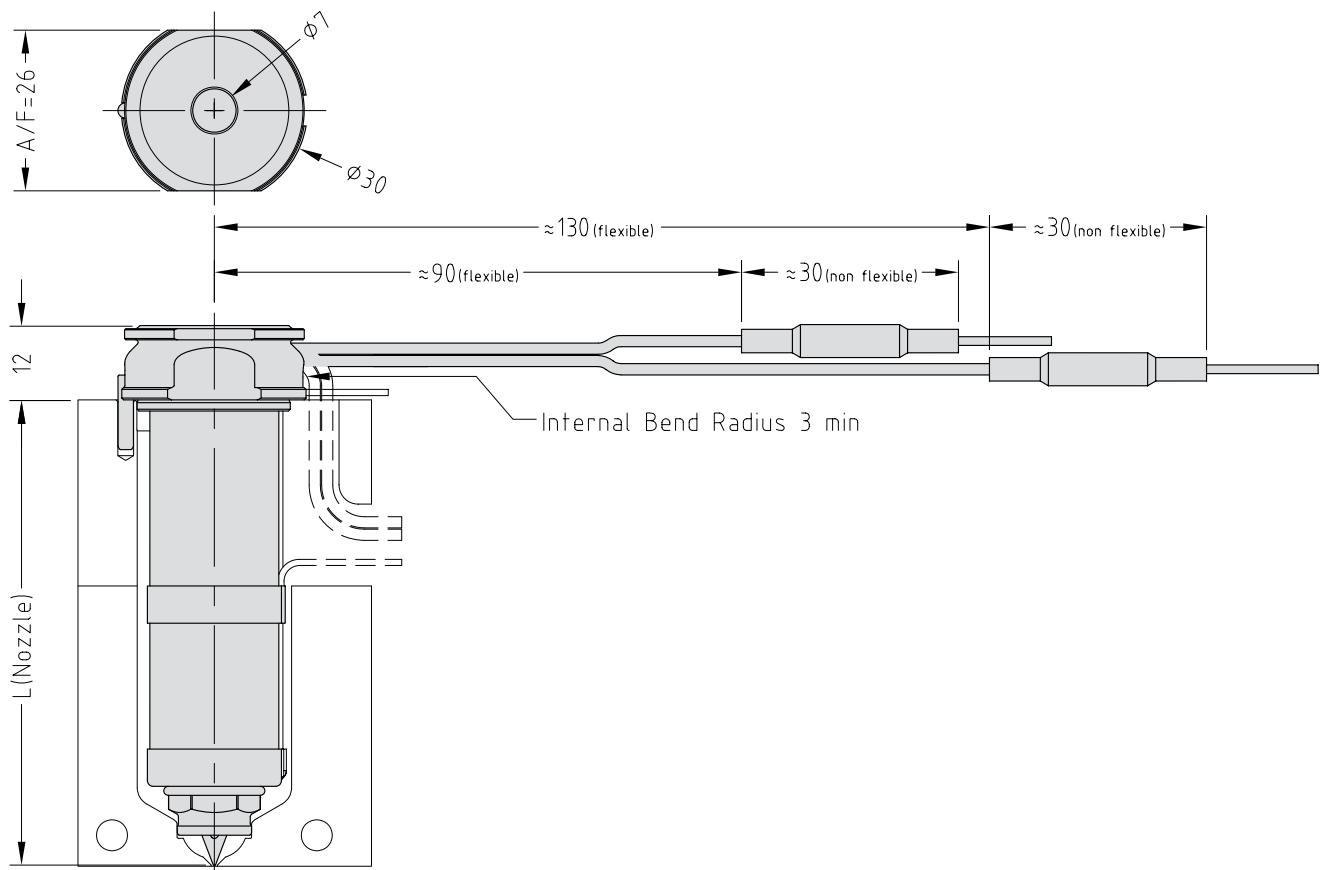
Nozzle Code	Grade					
	F1G1H1	F1G2H1	F1G5H1	F3G1H3	F3G2H3	F3G5H3
MXTT	✓	✓	✓	✓	✓	✓
MXIT	✓	✓	✓	✓	✓	✓
MXOT	✓	✗	✓	✓	✗	✓
MXST	✗	✓	✗	✗	✓	✗

To order a nozzle assembly:

Provide the Nozzle Code + Grade

(Order example: MXTT16075F1G1H1)

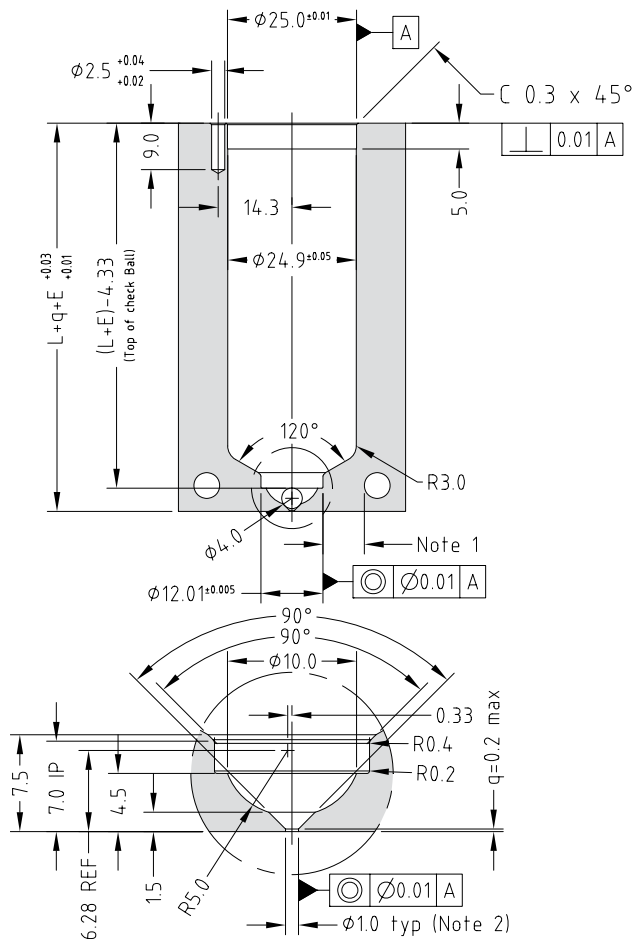
Nozzle Dimensions



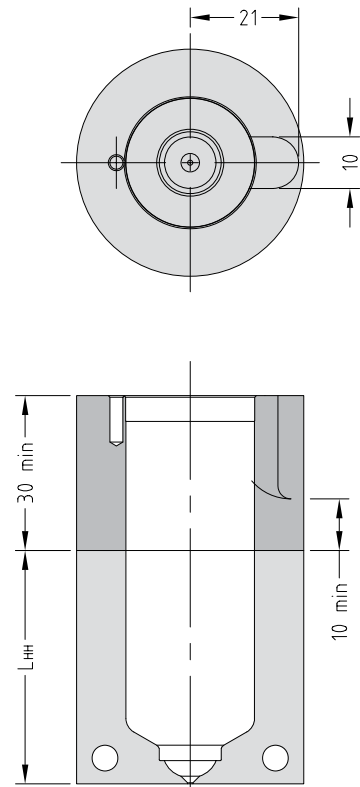
Multi-Hole Torpedo Nozzle Code	One-Hole Torpedo Nozzle Code	Open Tip Nozzle Code	Spiral Torpedo Nozzle Code	L	E@ΔT =200C	E@ΔT =250C
MXTT16045	MXIT16045	MXOT16045	MXST16045	45	0.12	0.15
MXTT16055	MXIT16055	MXOT16055	MXST16055	55	0.15	0.18
MXTT16065	MXIT16065	MXOT16065	MXST16065	65	0.17	0.21
MXTT16075	MXIT16075	MXOT16075	MXST16075	75	0.20	0.25
MXTT16085	MXIT16085	MXOT16085	MXST16085	85	0.22	0.28
MXTT16095	MXIT16095	MXOT16095	MXST16095	95	0.25	0.31
MXTT16105	MXIT16105	MXOT16105	MXST16105	105	0.28	0.35
MXTT16115	MXIT16115	MXOT16115	MXST16115	115	0.30	0.38
MXTT16130	MXIT16130	MXOT16130	MXST16130	130	0.34	0.43
MXTT16145	MXIT16145	MXOT16145	MXST16145	145	0.38	0.48
MXTT16160	MXIT16160	MXOT16160	MXST16160	160	0.42	0.53
MXTT16175	MXIT16175	MXOT16175	MXST16175	175	0.46	0.58

Nozzle Fitment and Gate Dimensions

$$E = L \times 0.000132 \times (\text{nozzle temp. } ^\circ\text{C} - \text{mould temp. } ^\circ\text{C})$$



Hot Half Configuration



Note

- Gate cooling is critical for correct operation and gate quality. → See Cooling section in Technical Specifications.
 - Modify gate diameter and land to suit the part. → See Gate Modifications in Technical Specifications.
- * Minimum strength (σ_y) of nozzle plate 800MPa.

Body, Tip & Nut Grade Availability

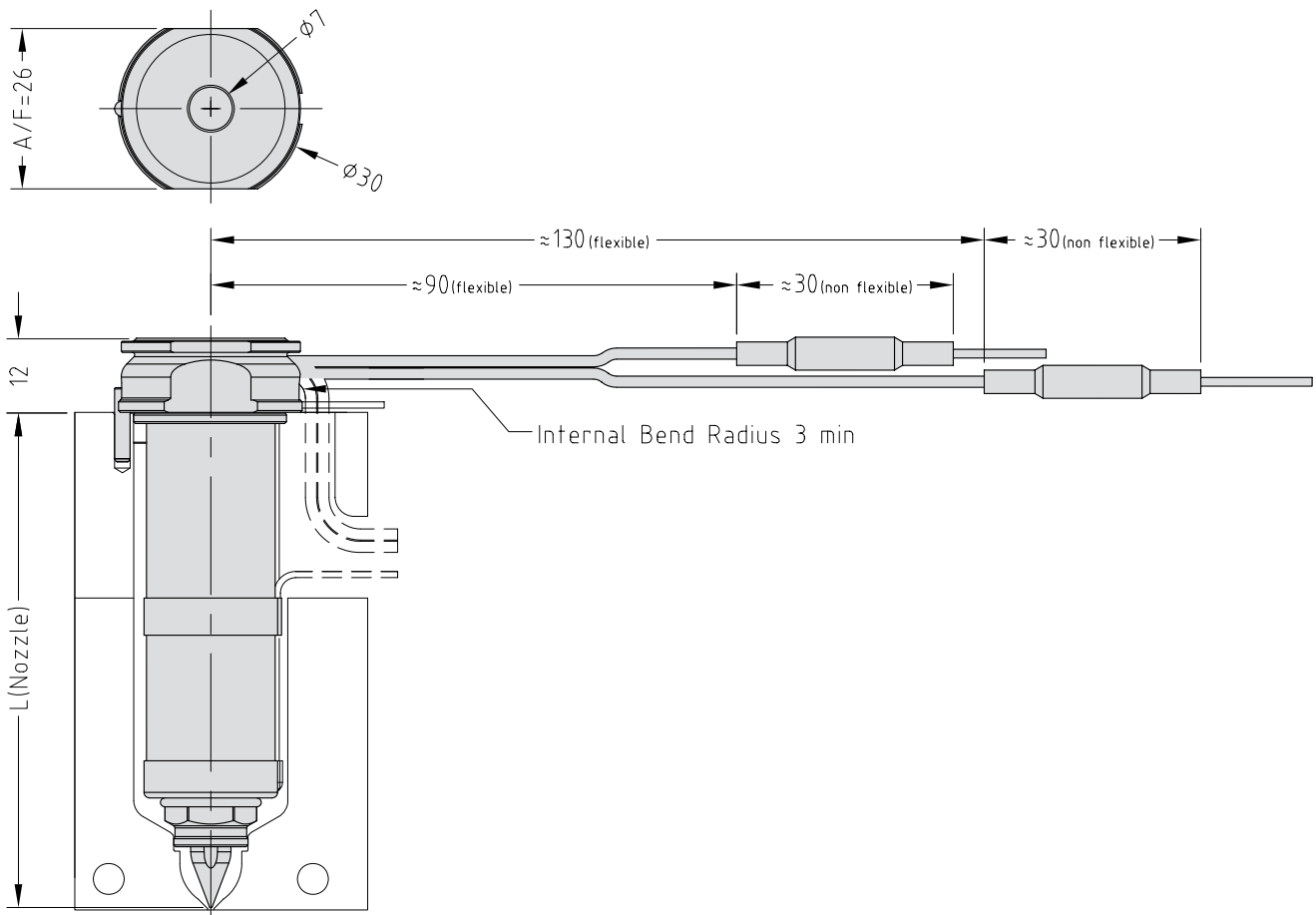
Nozzle Code \ Grade	F1G1H1	F1G2H1	F3G1H3	F3G2H3
MXTT+5	✓	✓	✓	✓
MXIT+5	✓	✓	✓	✓

To order a nozzle assembly:

Provide the Nozzle Code + Grade

(Order example: MXTT16075+5F1G1H1)

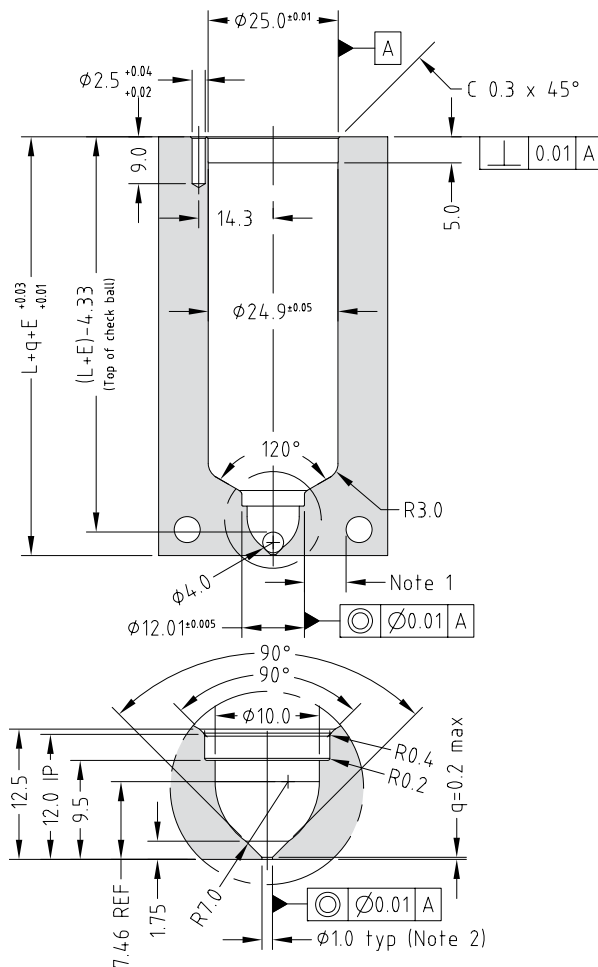
Nozzle Dimensions



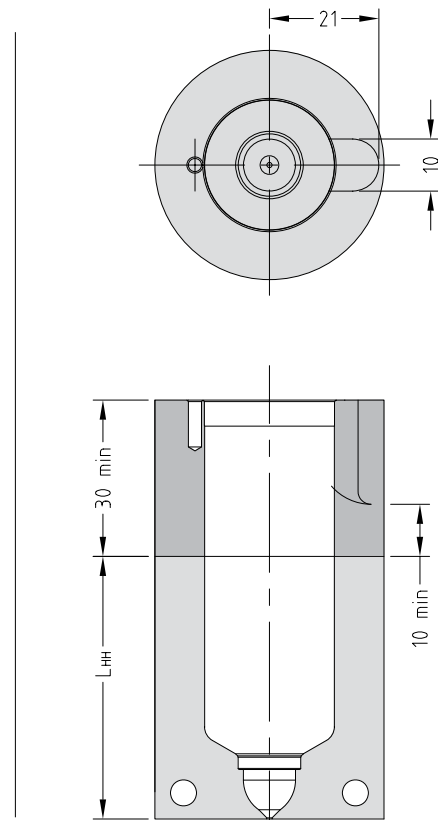
Multi-Hole Torpedo Nozzle Code	One-Hole Torpedo Nozzle Code	L	E@ΔT =200C	E@ΔT =250C
MXTT16045+5	MXIT16045+5	50	0.13	0.17
MXTT16055+5	MXIT16055+5	60	0.16	0.20
MXTT16065+5	MXIT16065+5	70	0.18	0.23
MXTT16075+5	MXIT16075+5	80	0.21	0.26
MXTT16085+5	MXIT16085+5	90	0.24	0.30
MXTT16095+5	MXIT16095+5	100	0.26	0.33
MXTT16105+5	MXIT16105+5	110	0.29	0.36
MXTT16115+5	MXIT16115+5	120	0.32	0.40
MXTT16130+5	MXIT16130+5	135	0.36	0.45
MXTT16145+5	MXIT16145+5	150	0.40	0.50
MXTT16160+5	MXIT16160+5	165	0.44	0.54
MXTT16175+5	MXIT16175+5	180	0.48	0.59

Nozzle Fitment and Gate Dimensions

$E = L \times 0.000132 \times (\text{nozzle temp. } ^\circ\text{C} - \text{mould temp. } ^\circ\text{C})$



Hot Half Configuration



Note

- Gate cooling is critical for correct operation and gate quality. → See Cooling section in Technical Specifications.
 - Modify gate diameter and land to suit the part. → See Gate Modifications in Technical Specifications.
- * Minimum strength (σ_y) of nozzle plate 800MPa.

Body, Tip & Nut Grade Availability

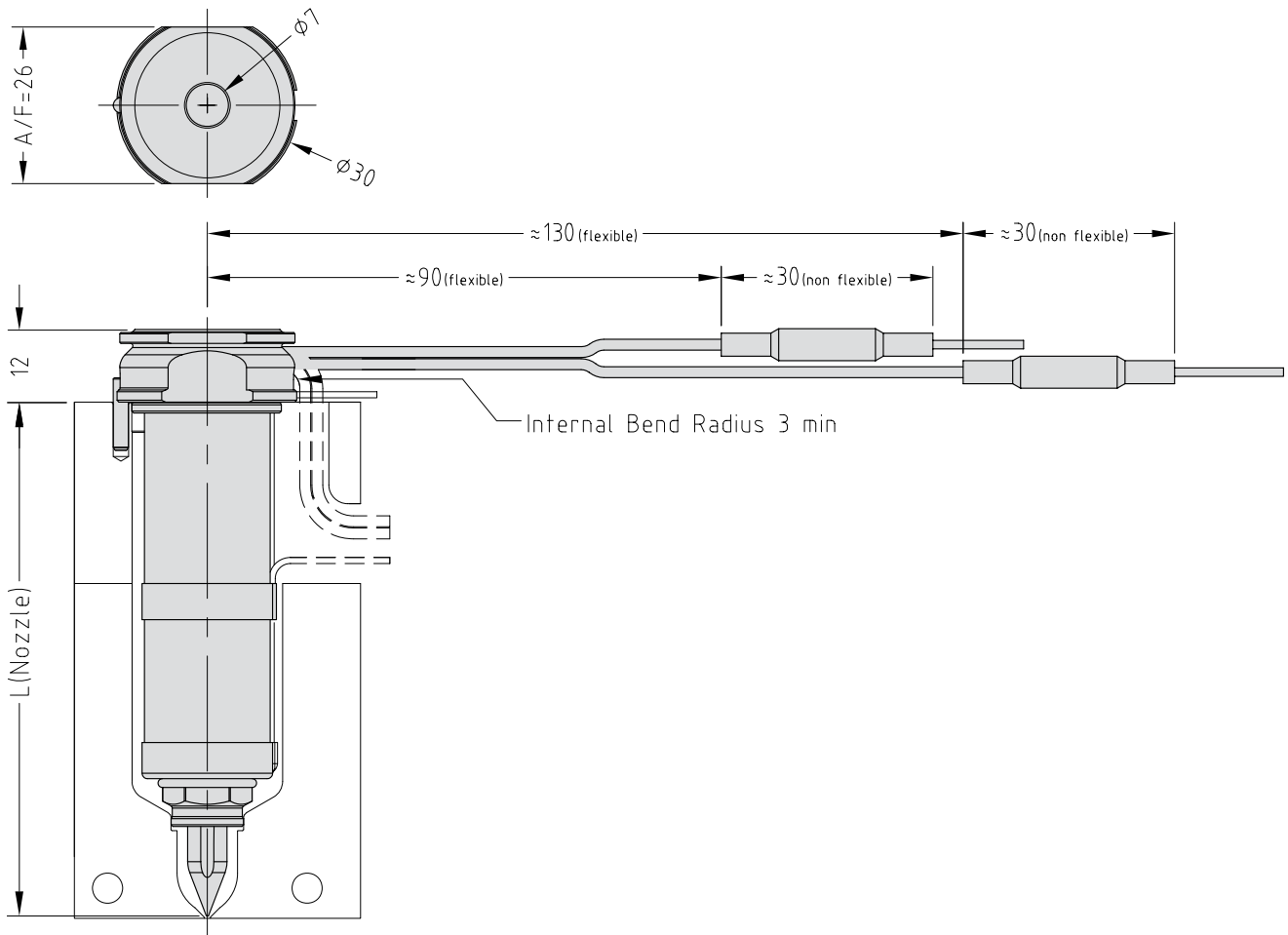
Nozzle Code	Grade			
	F1G1H1	F1G2H1	F3G1H3	F3G2H3
MXTT+10	✓	✓	✓	✓
MXIT+10	✓	✓	✓	✓

To order a nozzle assembly:

Provide the Nozzle Code + Grade

(Order example: MXTT16075+10F1G1H1)

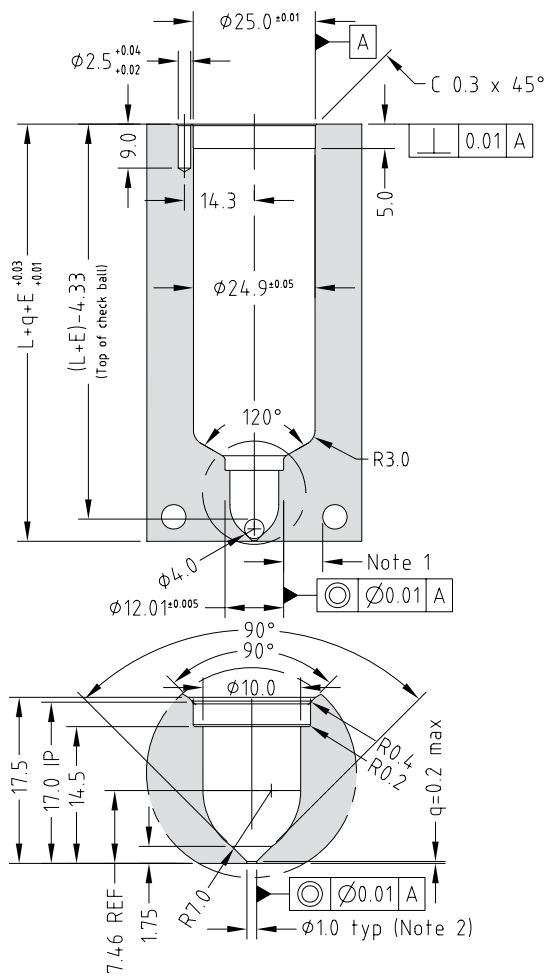
Nozzle Dimensions



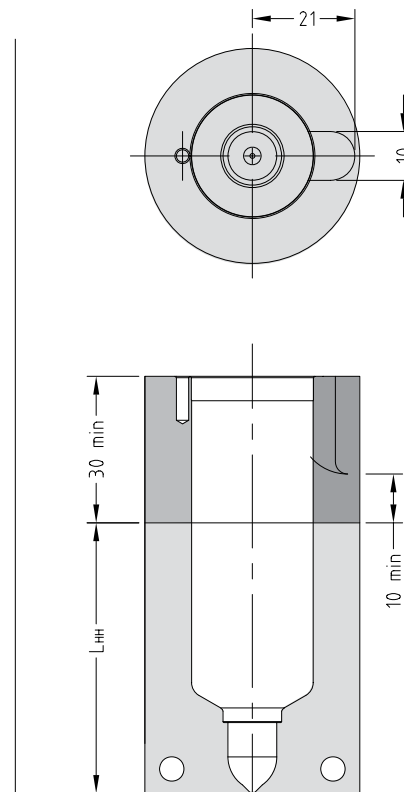
Multi-Hole Torpedo Nozzle Code	One-Hole Torpedo Nozzle Code	L	E@ΔT =200C	E@ΔT =250C
MXTT16045+10	MXIT16045+10	55	0.15	0.18
MXTT16055+10	MXIT16055+10	65	0.17	0.21
MXTT16065+10	MXIT16065+10	75	0.20	0.25
MXTT16075+10	MXIT16075+10	85	0.22	0.28
MXTT16085+10	MXIT16085+10	95	0.25	0.31
MXTT16095+10	MXIT16095+10	105	0.28	0.35
MXTT16105+10	MXIT16105+10	115	0.30	0.38
MXTT16115+10	MXIT16115+10	125	0.33	0.41
MXTT16130+10	MXIT16130+10	140	0.37	0.46
MXTT16145+10	MXIT16145+10	155	0.41	0.51
MXTT16160+10	MXIT16160+10	170	0.45	0.56
MXTT16175+10	MXIT16175+10	185	0.49	0.61

Nozzle Fitment and Gate Dimensions

$E = L \times 0.000132 \times (\text{nozzle temp. } ^\circ\text{C} - \text{mould temp. } ^\circ\text{C})$



Hot Half Configuration



Note

- Gate cooling is critical for correct operation and gate quality. → See Cooling section in Technical Specifications.
 - Modify gate diameter and land to suit the part. → See Gate Modifications in Technical Specifications.
- * Minimum strength (σ_y) of nozzle plate 800MPa.

Body, Tip & Nut Material Grade Availability

Grade Nozzle Code	F1G1H1	F1G2H1	F1G5H1	F3G1H3	F3G2H3	F3G5H3
MXTBE	✓	✓	✓	✓	✓	✓
MXIBE	✓	✓	✓	✓	✓	✓
MXOBE	✓	✗	✓	✓	✗	✓
MXSBE	✗	✓	✗	✗	✓	✗

Bush Nut Options

- BN - Standard bush nut
- BE - Full-contact bush nut*

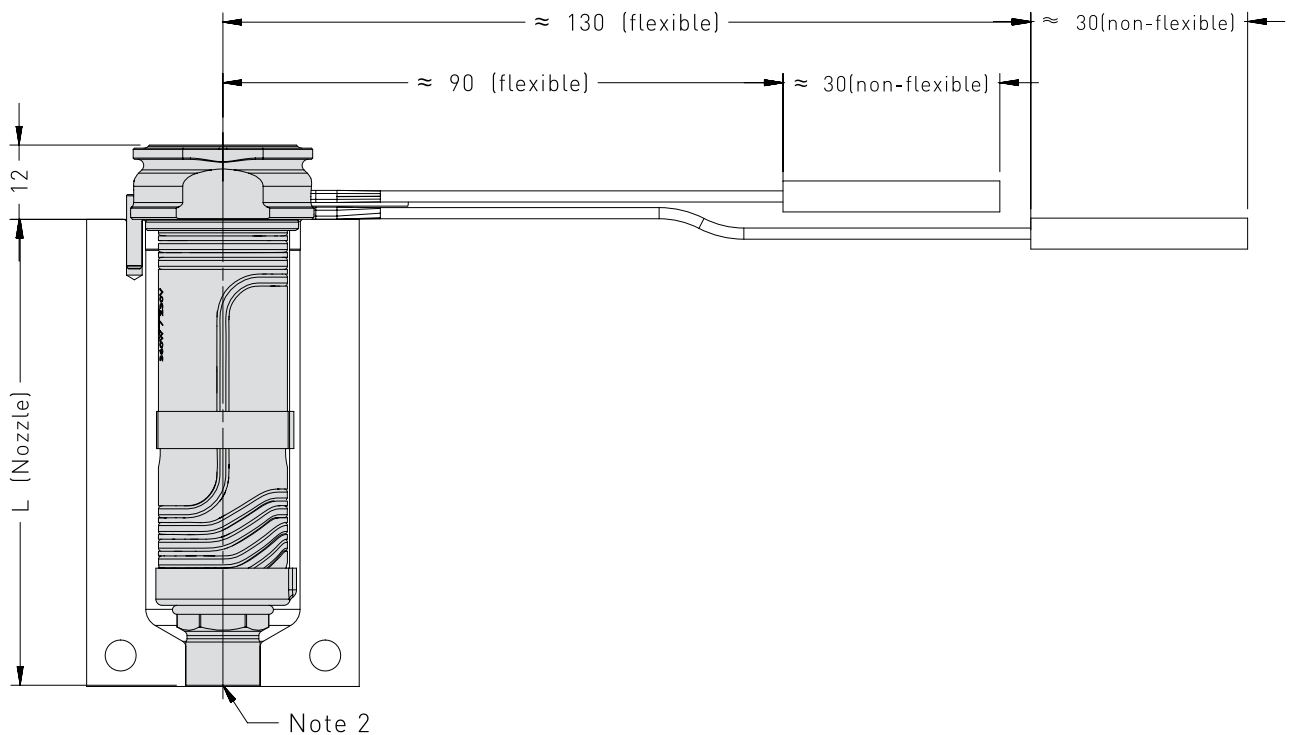
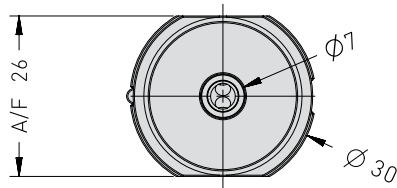
The nozzle codes listed to the right are for nozzle assemblies with a standard bush nut. To order a full-contact bush nut, replace the BN in the code with BE.

Standard Gate Diameters		
H1	1.0mm	1.2mm
H3	1.0mm	1.2mm

To order a nozzle assembly:

Provide the Nozzle Code + Grade + Gate Diameter
(Order example: MXTBE16075F1G1H1-10)

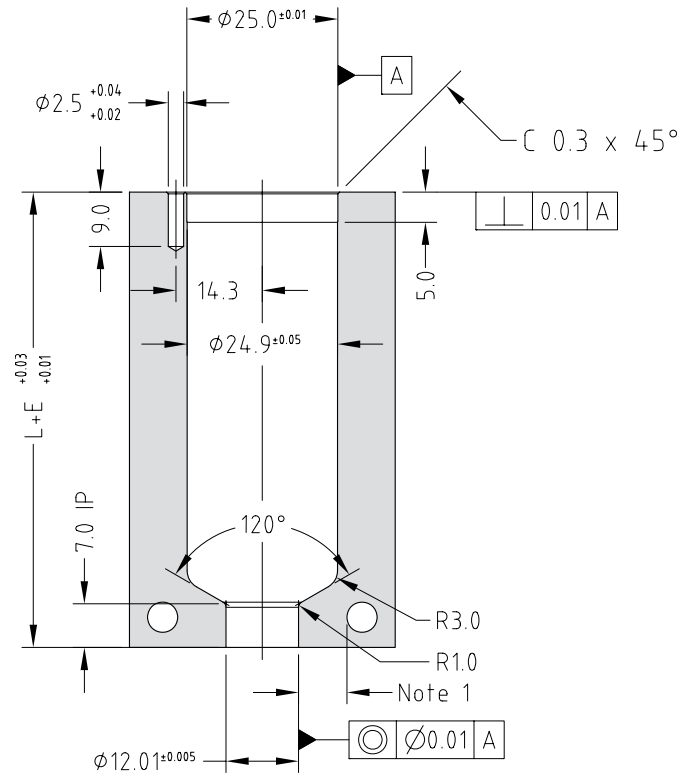
Nozzle Dimensions



Multi-Hole Torpedo Nozzle Code	One-Hole Torpedo Nozzle Code	Open Tip Nozzle Code	Spiral Torpedo Nozzle Code	L	E@ΔT =200C	E@ΔT =250C
MXTBE16045	MXIBE16045	MXOBE16045	MXSBE16045	45.2	0.12	0.15
MXTBE16055	MXIBE16055	MXOBE16055	MXSBE16055	55.2	0.15	0.18
MXTBE16065	MXIBE16065	MXOBE16065	MXSBE16065	65.2	0.17	0.22
MXTBE16075	MXIBE16075	MXOBE16075	MXSBE16075	75.2	0.20	0.25
MXTBE16085	MXIBE16085	MXOBE16085	MXSBE16085	85.2	0.22	0.28
MXTBE16095	MXIBE16095	MXOBE16095	MXSBE16095	95.2	0.25	0.31
MXTBE16105	MXIBE16105	MXOBE16105	MXSBE16105	105.2	0.28	0.35
MXTBE16115	MXIBE16115	MXOBE16115	MXSBE16115	115.2	0.30	0.38
MXTBE16130	MXIBE16130	MXOBE16130	MXSBE16130	130.2	0.34	0.43
MXTBE16145	MXIBE16145	MXOBE16145	MXSBE16145	145.2	0.38	0.48
MXTBE16160	MXIBE16160	MXOBE16160	MXSBE16160	160.2	0.42	0.53
MXTBE16175	MXIBE16175	MXOBE16175	MXSBE16175	175.2	0.46	0.58

Nozzle Fitment and Gate Dimensions

$$E = L \times 0.0000132 \times (\text{nozzle temp. } ^\circ\text{C} - \text{mould temp. } ^\circ\text{C})$$



Note

- Gate cooling is critical for correct operation and gate quality. → See Cooling Section in the Technical Specifications.
 - Modify gate diameter and land to suit the part. → See Gate Modifications in the Technical Specifications.
- * Minimum strength (σ_y) of nozzle plate 800MPa.

Body, Tip & Nut Material Grade Availability

Grade Nozzle Code	F1G1H1	F1G2H1	F1G5H1	F1G5H5	F3G1H3	F3G2H3	F3G5H3	F3G5H5
MXTBN	✓	✓	✓	✓	✓	✓	✓	✓
MXIBN	✓	✓	✓	✓	✓	✓	✓	✓
MXOBN	✓	✗	✓	✓	✓	✗	✓	✓
MXSBN	✗	✓	✗	✗	✗	✓	✗	✗

Bush Nut Options

- BN - Standard bush nut
- BE - Full-contact bush nut*

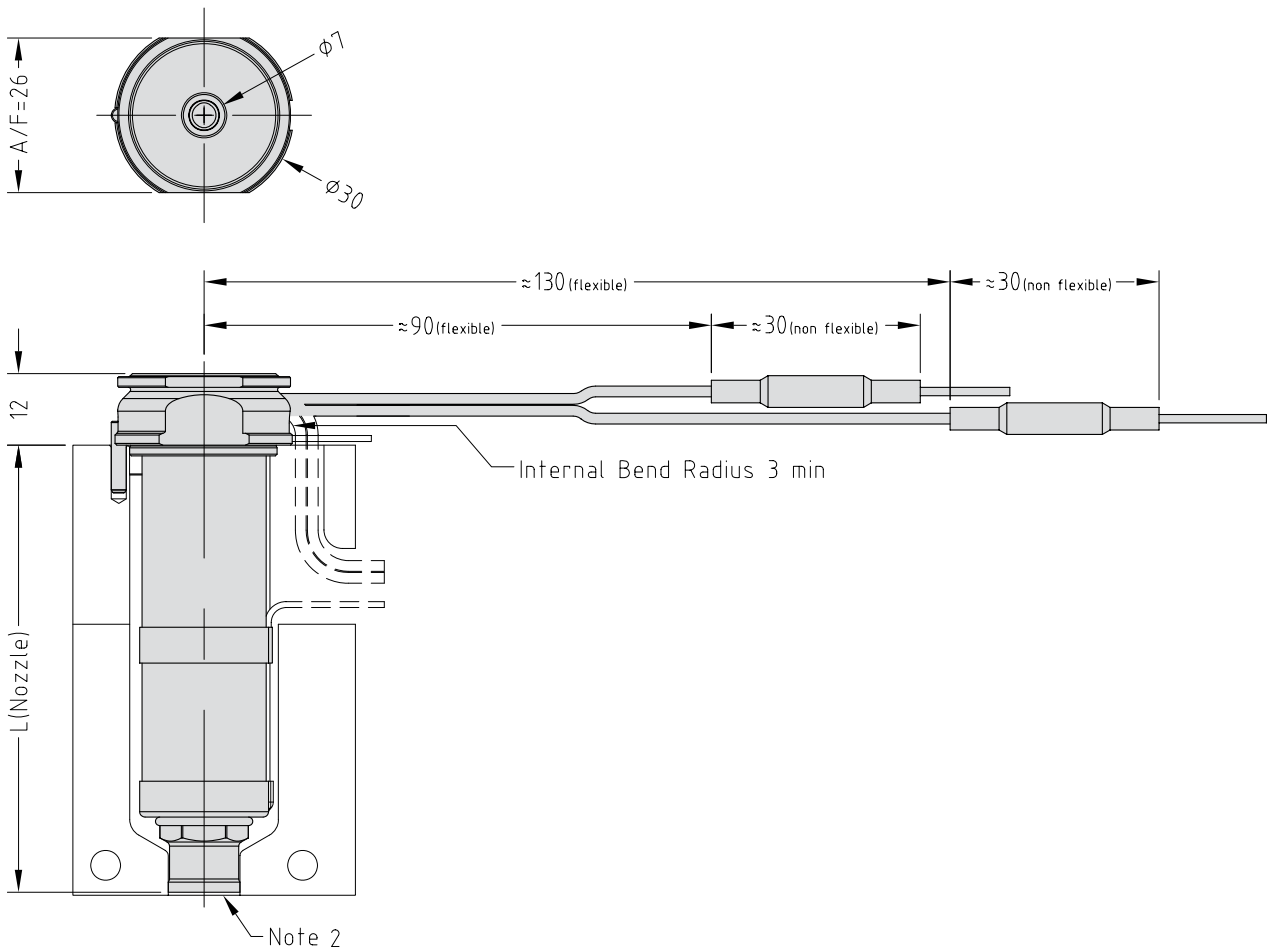
The nozzle codes listed to the right are for nozzle assemblies with a standard bush nut. To order a full-contact bush nut, replace the BN in the code with BE.

Standard Gate Diameters		
H1	1.0mm	1.2mm
H3	1.0mm	1.2mm
H5	1.5mm	

To order a nozzle assembly:

Provide the Nozzle Code + Grade + Gate Diameter
(Order example: MXTBN16075F1G1H1-10)

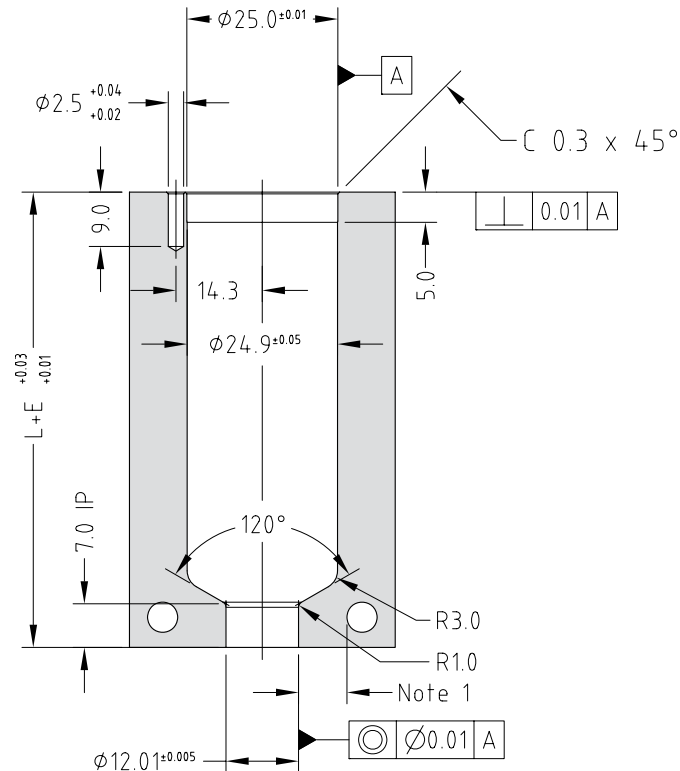
Nozzle Dimensions



Multi-Hole Torpedo Nozzle Code	One-Hole Torpedo Nozzle Code	Open Tip Nozzle Code	Spiral Torpedo Nozzle Code	L	E@ΔT =200C	E@ΔT =250C
MXTBN16045	MXIBN16045	MXOBN16045	MXSBN16045	45.2	0.12	0.15
MXTBN16055	MXIBN16055	MXOBN16055	MXSBN16055	55.2	0.15	0.18
MXTBN16065	MXIBN16065	MXOBN16065	MXSBN16065	65.2	0.17	0.22
MXTBN16075	MXIBN16075	MXOBN16075	MXSBN16075	75.2	0.20	0.25
MXTBN16085	MXIBN16085	MXOBN16085	MXSBN16085	85.2	0.22	0.28
MXTBN16095	MXIBN16095	MXOBN16095	MXSBN16095	95.2	0.25	0.31
MXTBN16105	MXIBN16105	MXOBN16105	MXSBN16105	105.2	0.28	0.35
MXTBN16115	MXIBN16115	MXOBN16115	MXSBN16115	115.2	0.30	0.38
MXTBN16130	MXIBN16130	MXOBN16130	MXSBN16130	130.2	0.34	0.43
MXTBN16145	MXIBN16145	MXOBN16145	MXSBN16145	145.2	0.38	0.48
MXTBN16160	MXIBN16160	MXOBN16160	MXSBN16160	160.2	0.42	0.53
MXTBN16175	MXIBN16175	MXOBN16175	MXSBN16175	175.2	0.46	0.58

Nozzle Fitment and Gate Dimensions

$$E = L \times 0.0000132 \times (\text{nozzle temp. } ^\circ\text{C} - \text{mould temp. } ^\circ\text{C})$$



Note

1. Gate cooling is critical for correct operation and gate quality. → See Cooling Section in the Technical Specifications.
 2. Modify gate diameter and land to suit the part. → See Gate Modifications in the Technical Specifications.
- * Minimum strength (σ_y) of nozzle plate 800MPa.

Body, Tip and Nut Material Grade Availability

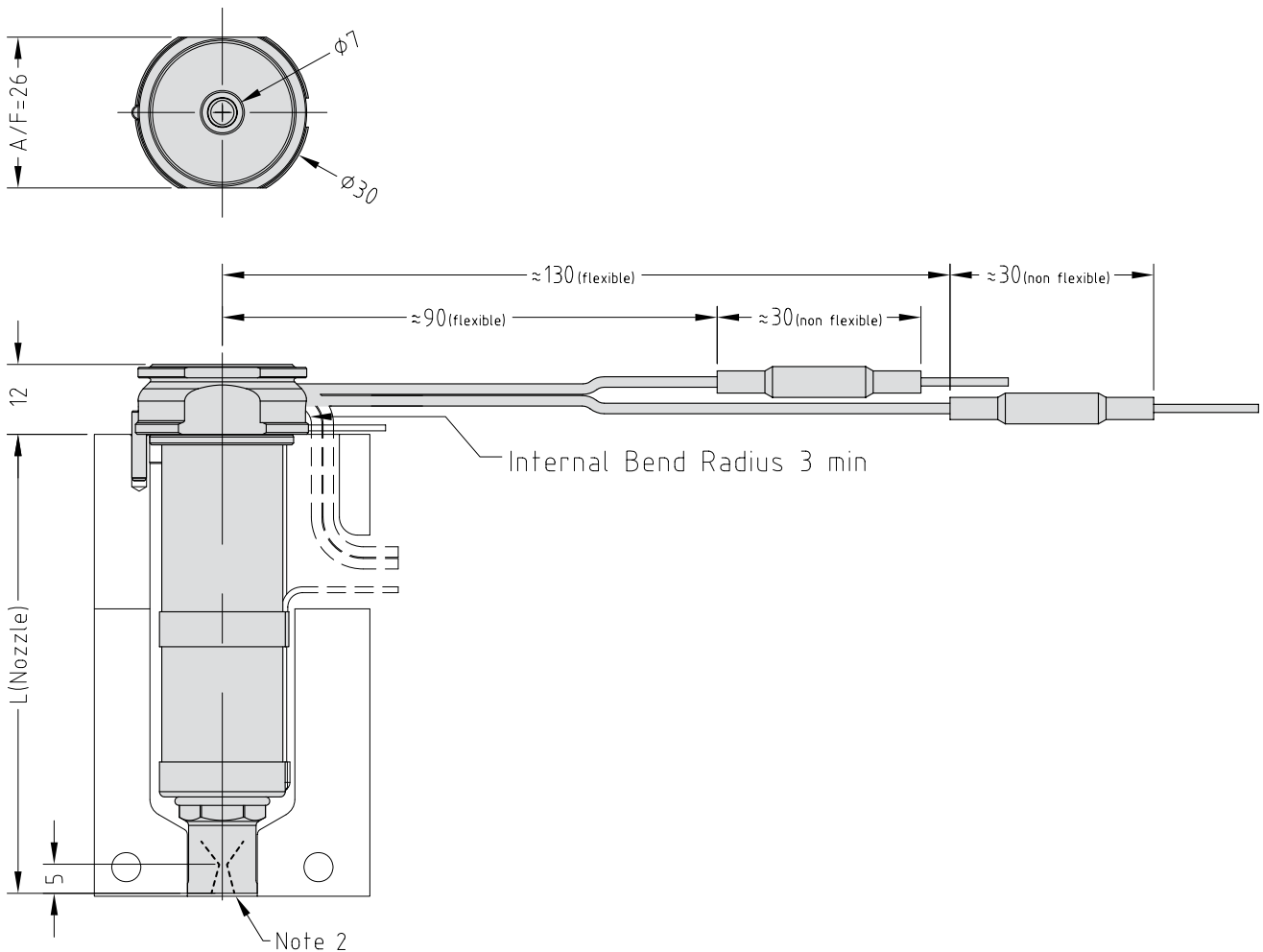
Nozzle Code	Grade	F1G1H1	F1G2H1	F1G5H1	F1G5H5	F3G1H3	F3G2H3	F3G5H3	F3G5H5
	MXTSN		✓	✓	✓	✓	✓	✓	✓
MXISN		✓	✓	✓	✓	✓	✓	✓	✓
MXOSN		✓	✗	✓	✓	✓	✗	✓	✓
MXSSN		✗	✓	✗	✗	✗	✓	✗	✗

Standard Gate Diameters		
H1	1.0mm	1.4mm
H3	1.0mm	1.4mm
H5	1.7mm	

To order a nozzle assembly:

Provide the Nozzle Code + Grade + Gate Diameter
 (Order example: MXTSN16075F1G1H1-10)

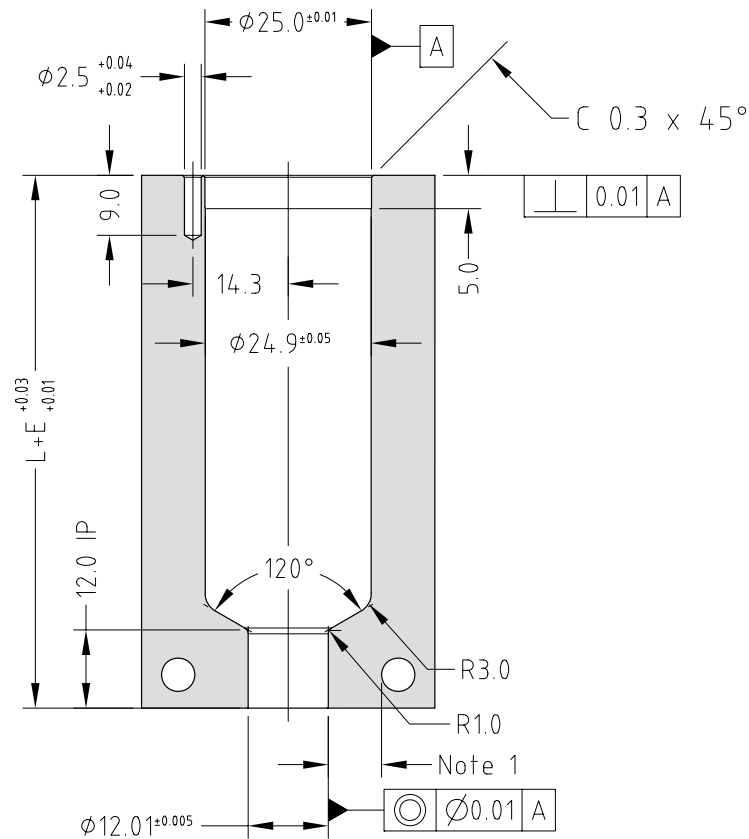
Nozzle Dimensions



Multi-Hole Torpedo Nozzle Code	One-Hole Torpedo Nozzle Code	Open Tip Nozzle Code	Spiral Torpedo Nozzle Code	L	E@ΔT =200C	E@ΔT =250C
MXTSN16045	MXISN16045	MXOSN16045	MXSSN16045	50.2	0.13	0.17
MXTSN16055	MXISN16055	MXOSN16055	MXSSN16055	60.2	0.16	0.20
MXTSN16065	MXISN16065	MXOSN16065	MXSSN16065	70.2	0.19	0.23
MXTSN16075	MXISN16075	MXOSN16075	MXSSN16075	80.2	0.21	0.26
MXTSN16085	MXISN16085	MXOSN16085	MXSSN16085	90.2	0.24	0.30
MXTSN16095	MXISN16095	MXOSN16095	MXSSN16095	100.2	0.26	0.33
MXTSN16105	MXISN16105	MXOSN16105	MXSSN16105	110.2	0.29	0.36
MXTSN16115	MXISN16115	MXOSN16115	MXSSN16115	120.2	0.32	0.40
MXTSN16130	MXISN16130	MXOSN16130	MXSSN16130	135.2	0.36	0.45
MXTSN16145	MXISN16145	MXOSN16145	MXSSN16145	150.2	0.40	0.50
MXTSN16160	MXISN16160	MXOSN16160	MXSSN16160	165.2	0.44	0.55
MXTSN16175	MXISN16175	MXOSN16175	MXSSN16175	180.2	0.48	0.59

Nozzle Fitment and Gate Dimensions

$$E = L \times 0.0000132 \times (\text{nozzle temp. } ^\circ\text{C} - \text{mould temp. } ^\circ\text{C})$$



Note

- Gate cooling is critical for correct operation and gate quality. → See Cooling Section in the Technical Specifications.
 - Modify gate diameter and land to suit the part. → See Gate Modifications in the Technical Specifications.
- * Minimum strength (σ_y) of nozzle plate 800MPa.

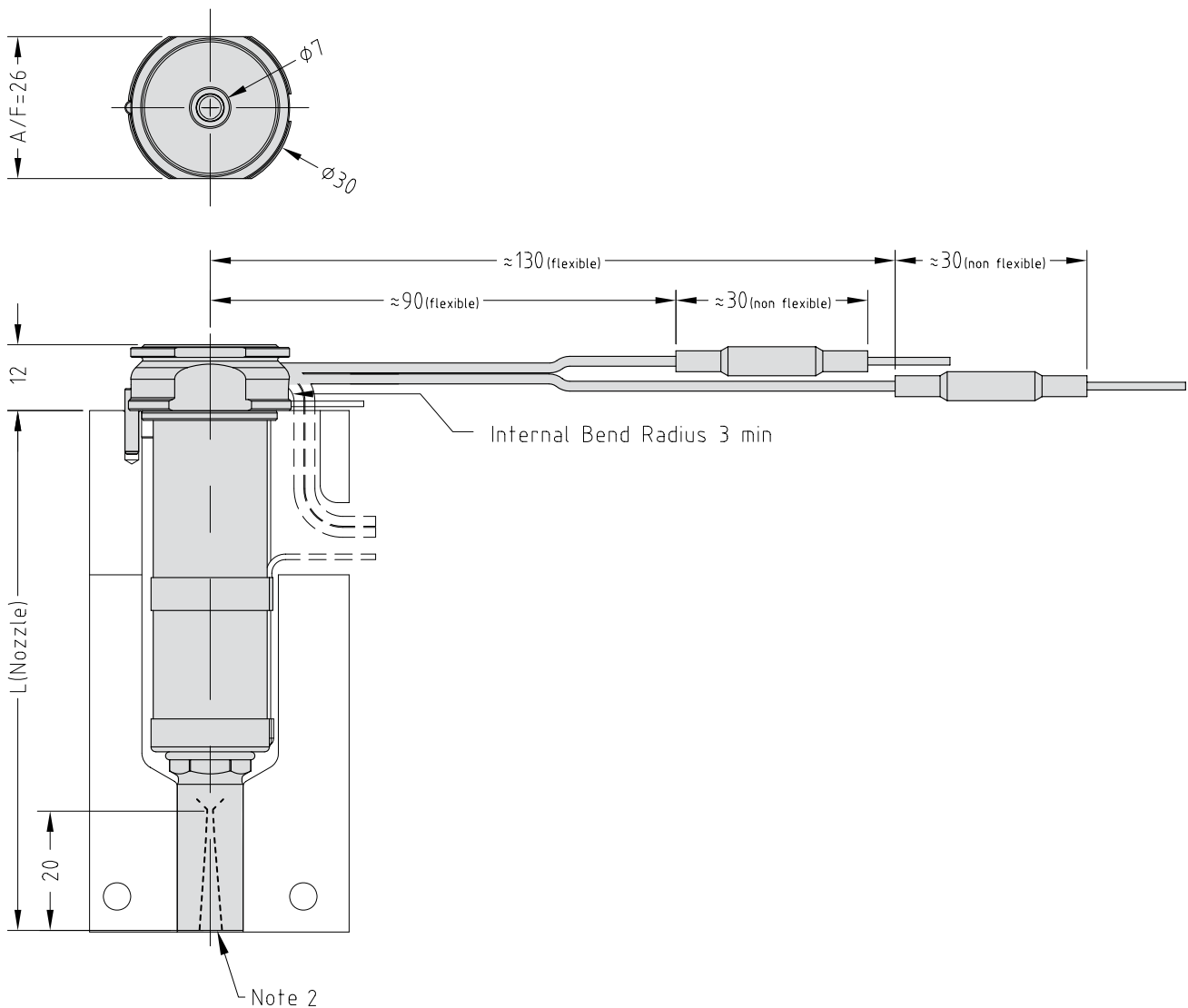
Body, Tip and Nut Material Grade Availability

Nozzle Code	Grade		
	F1G1H1	F1G2H1	F1G5H1
MXTSX	✓	✓	✓
MXISX	✓	✓	✓
MXOSX	✓	✗	✓

Standard Gate Diameters	
H1	1.0mm

To order a nozzle assembly:
 Provide the Nozzle Code + Grade + Gate Diameter
 (Order example: MXTSX16075F1G1H1-10)

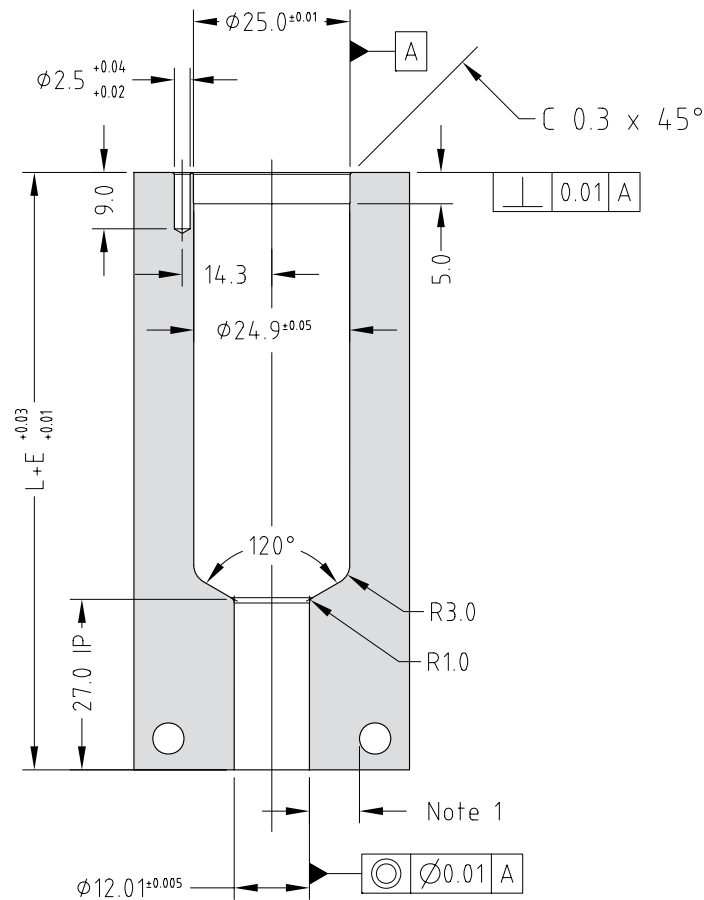
Nozzle Dimensions



Multi-Hole Torpedo Nozzle Code	One-Hole Torpedo Nozzle Code	Open Tip Nozzle Code	L	E@ΔT =200C	E@ΔT =250C
MXTSX16045	MXISX16045	MXOSX16045	65.2	0.17	0.22
MXTSX16055	MXISX16055	MXOSX16055	75.2	0.20	0.25
MXTSX16065	MXISX16065	MXOSX16065	85.2	0.22	0.28
MXTSX16075	MXISX16075	MXOSX16075	95.2	0.25	0.31
MXTSX16085	MXISX16085	MXOSX16085	105.2	0.28	0.35
MXTSX16095	MXISX16095	MXOSX16095	115.2	0.30	0.38
MXTSX16105	MXISX16105	MXOSX16105	125.2	0.33	0.41
MXTSX16115	MXISX16115	MXOSX16115	135.2	0.36	0.45
MXTSX16130	MXISX16130	MXOSX16130	150.2	0.40	0.50
MXTSX16145	MXISX16145	MXOSX16145	165.2	0.44	0.55
MXTSX16160	MXISX16160	MXOSX16160	180.2	0.48	0.59
MXTSX16175	MXISX16175	MXOSX16175	195.2	0.52	0.64

Nozzle Fitment and Gate Dimensions

$$E = L \times 0.000132 \times (\text{nozzle temp. } ^\circ\text{C} - \text{mould temp. } ^\circ\text{C})$$



Note

- Gate cooling is critical for correct operation and gate quality. → See Cooling Section in the Technical Specifications.
 - Modify gate diameter and land to suit the part. → See Gate Modifications in the Technical Specifications.
- * Minimum strength (σ_y) of nozzle plate 800MPa.

Body, Tip and Nut Material Grade Availability

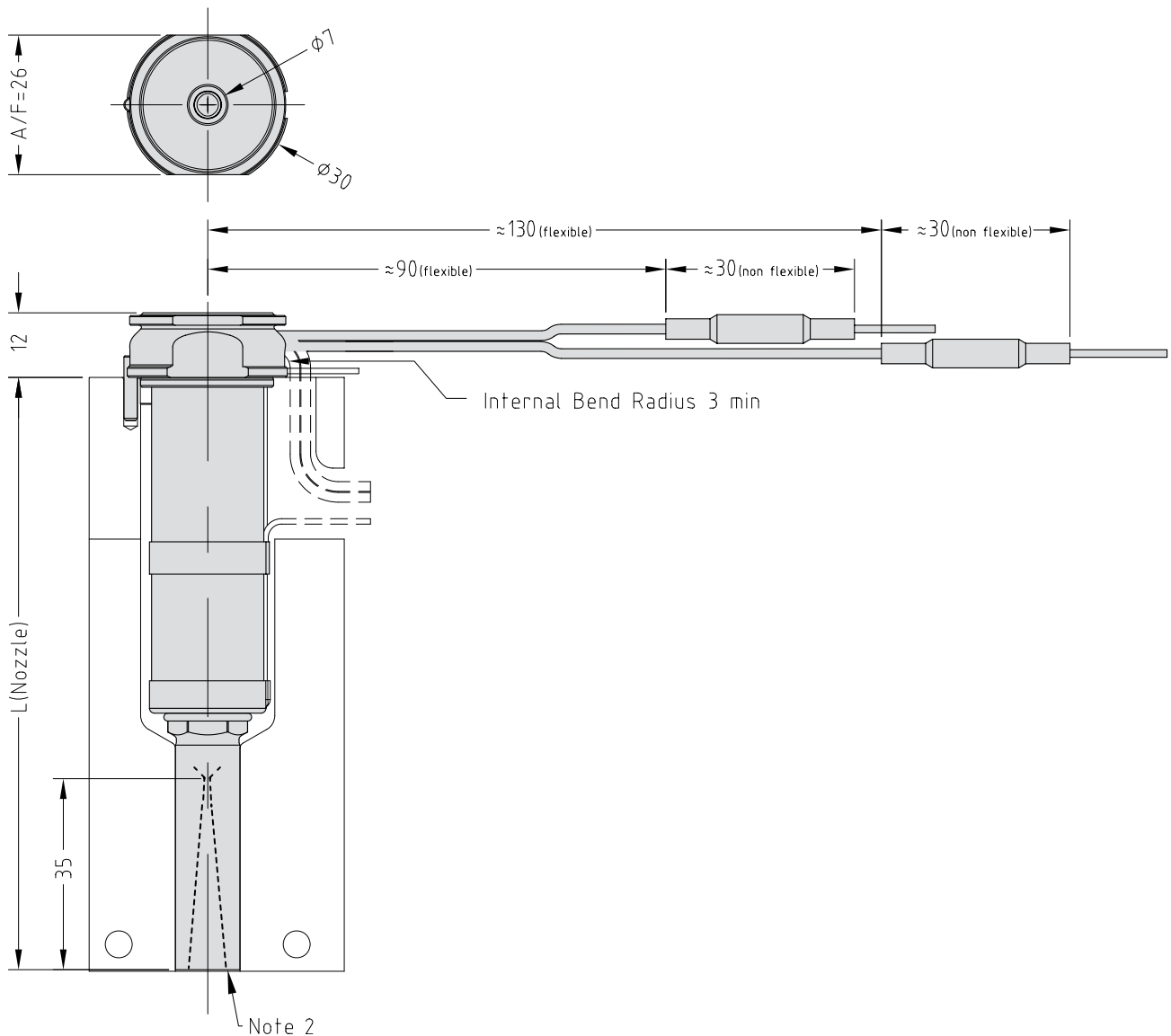
Nozzle Code	Grade		
	F1G1H1	F1G2H1	F1G5H1
MXTSL	✓	✓	✓
MXISL	✓	✓	✓
MXOSL	✓	✗	✓

Standard Gate Diameters	
H1	1.0mm

To order a nozzle assembly:

Provide the Nozzle Code + Grade + Gate Diameter
 (Order example: MXTSL16075F1G1H1-10)

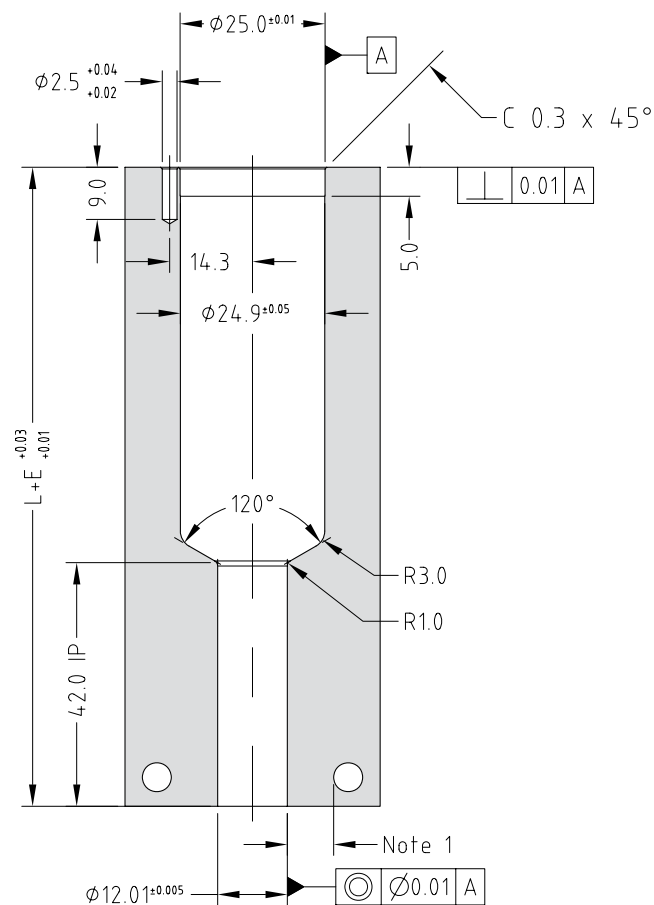
Nozzle Dimensions



Multi-Hole Torpedo Nozzle Code	One-Hole Torpedo Nozzle Code	Open Tip Nozzle Code	L	E@ΔT =200C	E@ΔT =250C
MXTSL16045	MXISL16045	MXOSL16045	80.2	0.21	0.26
MXTSL16055	MXISL16055	MXOSL16055	90.2	0.24	0.30
MXTSL16065	MXISL16065	MXOSL16065	100.2	0.26	0.33
MXTSL16075	MXISL16075	MXOSL16075	110.2	0.29	0.36
MXTSL16085	MXISL16085	MXOSL16085	120.2	0.32	0.40
MXTSL16095	MXISL16095	MXOSL16095	130.2	0.34	0.43
MXTSL16105	MXISL16105	MXOSL16105	140.2	0.37	0.46
MXTSL16115	MXISL16115	MXOSL16115	150.2	0.40	0.50
MXTSL16130	MXISL16130	MXOSL16130	165.2	0.44	0.55
MXTSL16145	MXISL16145	MXOSL16145	180.2	0.48	0.59
MXTSL16160	MXISL16160	MXOSL16160	195.2	0.52	0.64
MXTSL16175	MXISL16175	MXOSL16175	210.2	0.55	0.69

Nozzle Fitment and Gate Dimensions

$$E = L \times 0.000132 \times (\text{nozzle temp. } ^\circ\text{C} - \text{mould temp. } ^\circ\text{C})$$



Note

- Gate cooling is critical for correct operation and gate quality. → See Cooling Section in the Technical Specifications.
 - Modify gate diameter and land to suit the part. → See Gate Modifications in the Technical Specifications.
- * Minimum strength (σ_y) of nozzle plate 800MPa.

MX YCN Nut Thermal Gate 16 Series

Nozzle Assembly Order Code for MX YCN Nut Thermal Gate 16 Series

NOZZLE RANGE	YCN NUT	NOZZLE SERIES	NOZZLE LENGTH	BODY GRADE	NUT GRADE	GATE PROFILE	POLYMER CLASSIFICATION	GATE DIAMETER
MX	YCN	16	175	F1	H3	P4	F	-20
			045 055 065 075 085 095 105 115 130 145 160 175	F1 F3	H3	P7 P4 N3	U (Unfilled) F (Filled) SP	EXAMPLE OF A FINAL ORDER CODE

Note

1. See page 26 in the system selection guide for an explanation on gate profiles.

Body & Nut Grade Availability

Nozzle Code	F1H3	F3H3
MXYCN	✓	✓

Refer to the system selection guide page 26 for further explanation.

To order a nozzle assembly:

Provide the Nozzle Code + Grade + Gate Profile
(Order example: MXYCN16075F1H3P7U-14)

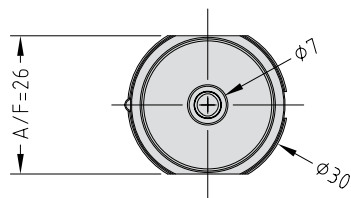
YCN Gate Profile Availability

Profile	Unfilled	Filled	Special
P7	P7U-14	P7F-18	P7-SP
P4	P4U-15	P4F-20	P4-SP
N3	N3U-15	N3F-20	N3-SP

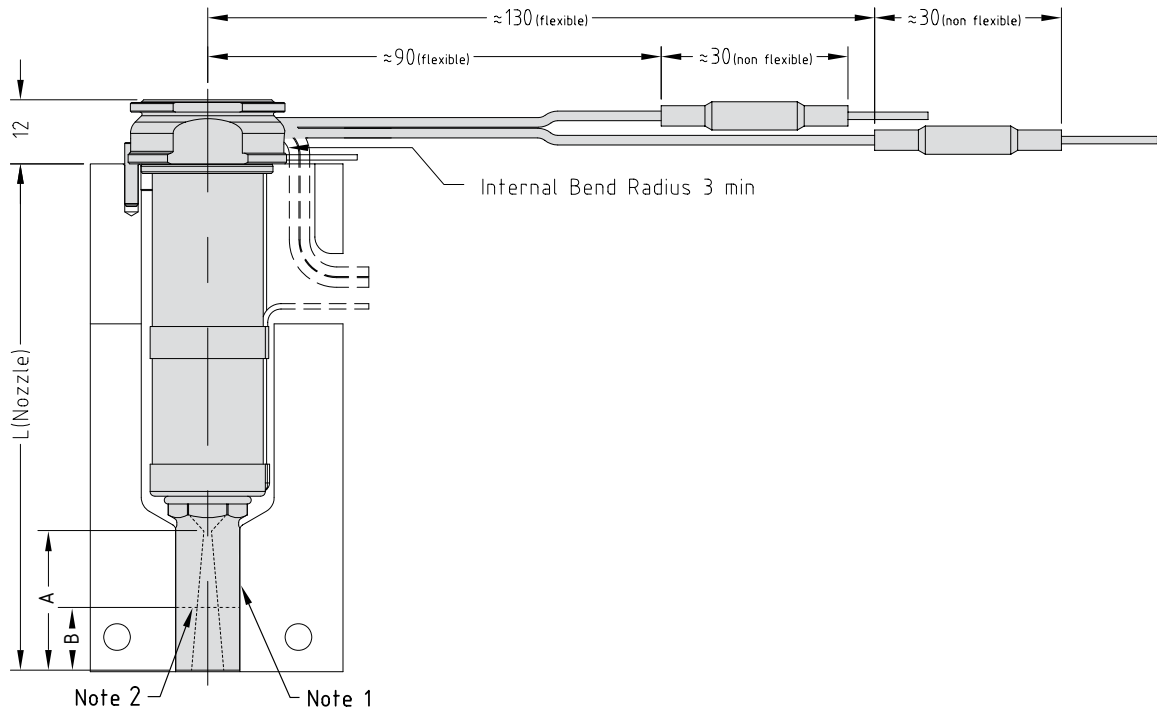
Standard Gate Diameters

Nut Grade	P7U-14	P7F-18	P4U-15	P4F-20	N3U-15	N3F-20
H3	1.4mm	1.8mm	1.5mm	2.0mm	1.5mm	2.0mm

Nozzle Dimensions



Profile	Gate Position A	Cut Length B
P7	26	Contact Mastip
P4	29	
N3	36	



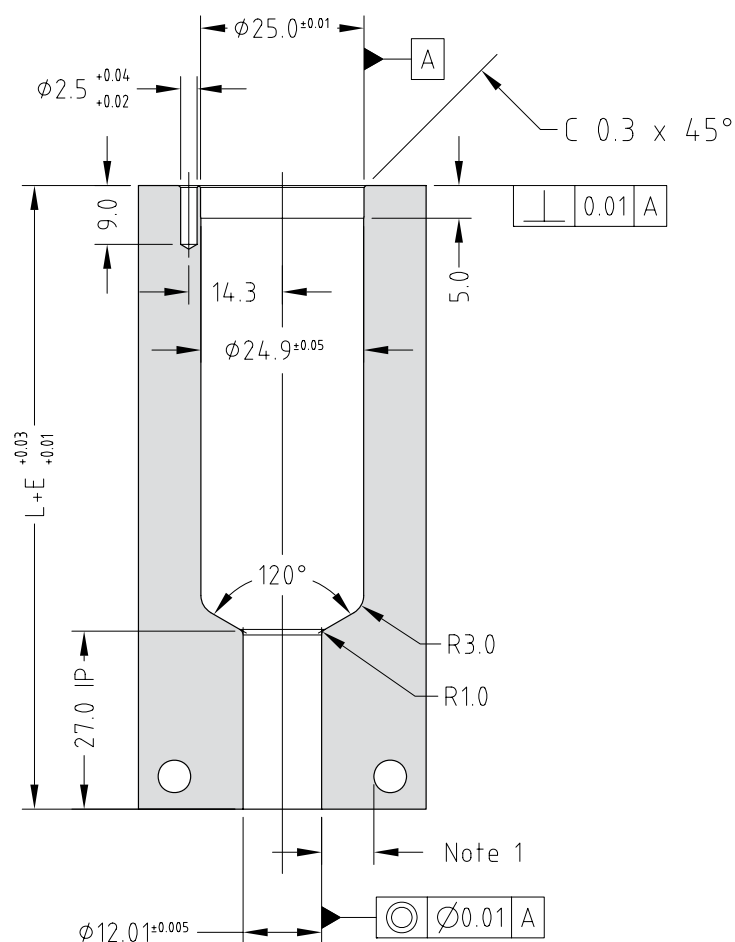
Note

1. Modify the contact area of the YCN nut to suit the application.
 2. Contact Mastip to reduce the length (B) of the YCN nut.
- Modify gate diameter and land to suit the part. → See Gate Modifications in Technical Specifications.

YCN Open Nut Nozzle Code	L	E@ΔT =200C	E@ΔT =250C
MXYCN16045	65.2	0.17	0.22
MXYCN16055	75.2	0.20	0.25
MXYCN16065	85.2	0.22	0.28
MXYCN16075	95.2	0.25	0.31
MXYCN16085	105.2	0.28	0.35
MXYCN16095	115.2	0.30	0.38
MXYCN16105	125.2	0.33	0.41
MXYCN16115	135.2	0.36	0.45
MXYCN16130	150.2	0.40	0.50
MXYCN16145	165.2	0.44	0.55
MXYCN16160	180.2	0.48	0.59
MXYCN16175	195.2	0.52	0.64

Nozzle Fitment and Gate Dimensions

$$E = L \times 0.000132 \times (\text{nozzle temp. } ^\circ\text{C} - \text{mould temp. } ^\circ\text{C})$$

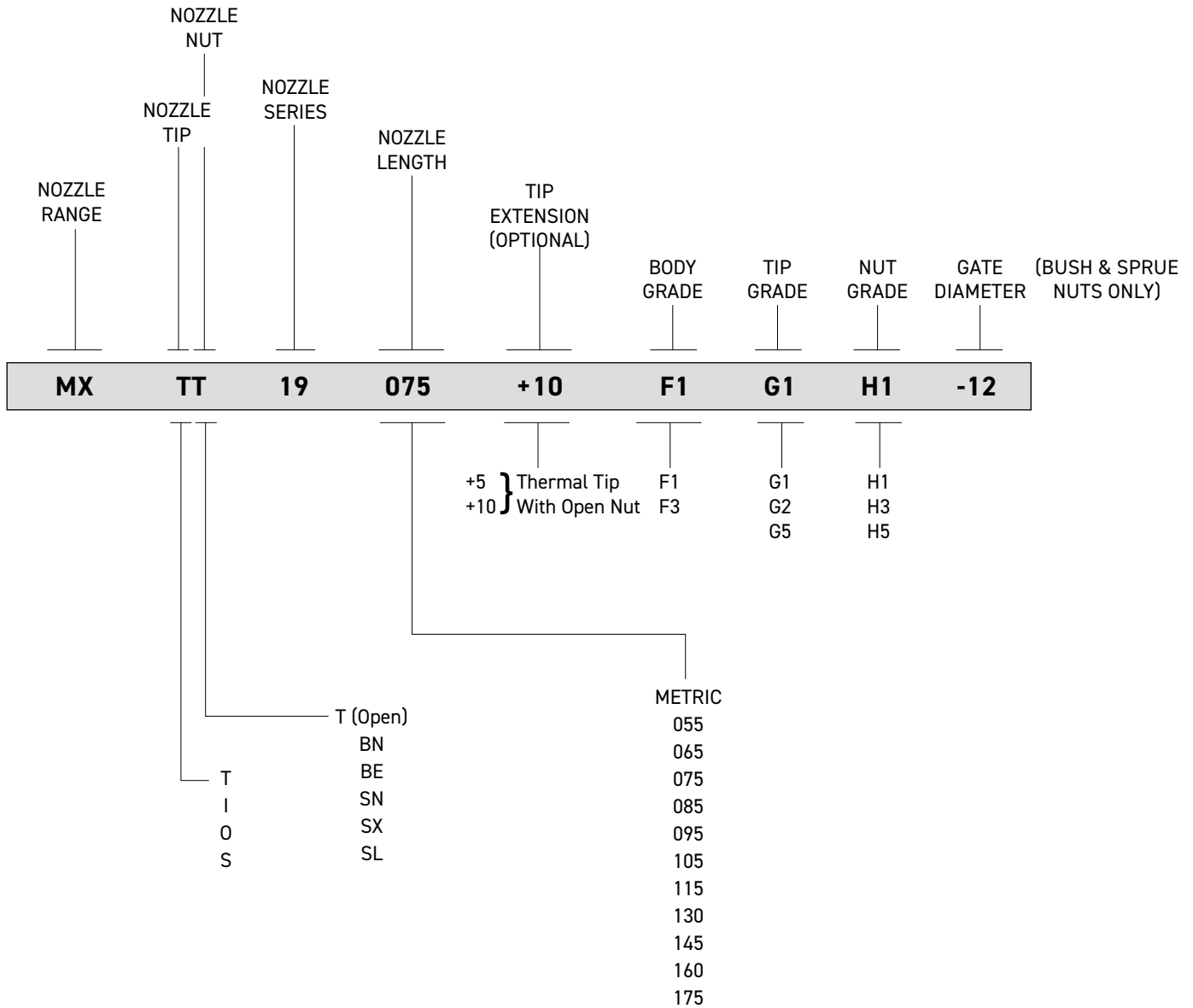


Note

- Gate cooling is critical for correct operation and gate quality. → See Cooling section in Technical Specifications.
- * Minimum steel strength (σ_y) of hot runner plates 800MPa.

MX Thermal Gate 19 Series

Nozzle Assembly Order Code for MX Thermal Gate 19 Series



Note

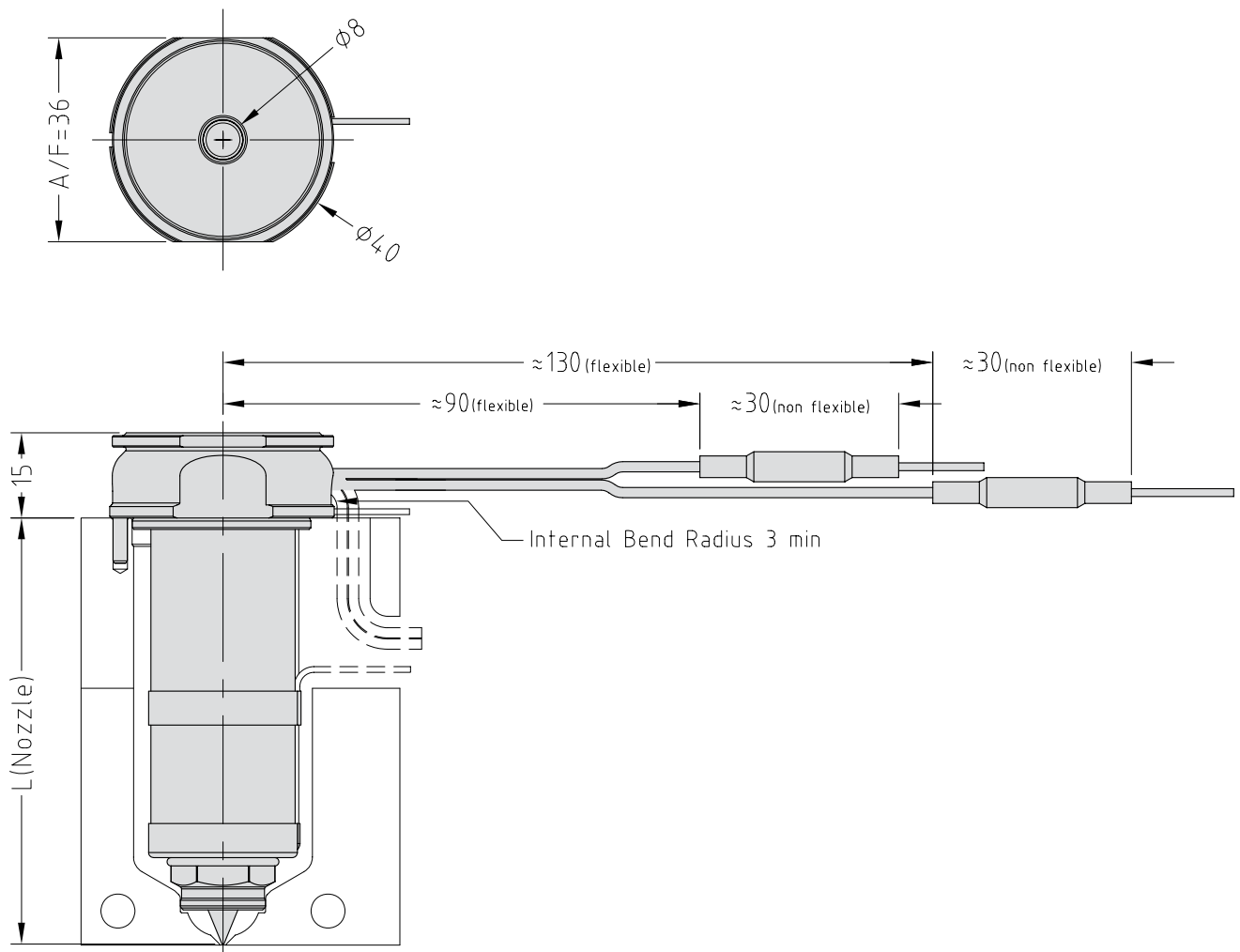
1. See page 10, 14 & 17 in the system selection guide for an explanation on this grades.

Body, Tip & Nut Grade Availability

Nozzle Code	Grade					
	F1G1H1	F1G2H1	F1G5H1	F3G1H3	F3G2H3	F3G5H3
MXTT	✓	✓	✓	✓	✓	✓
MXIT	✓	✓	✓	✓	✓	✓
MXOT	✓	✗	✓	✓	✗	✓
MXST	✗	✓	✗	✗	✓	✗

To order a nozzle assembly:
 Provide the Nozzle Code + Grade
 (Order example: MXTT19075F1G1H1)

Nozzle Dimensions

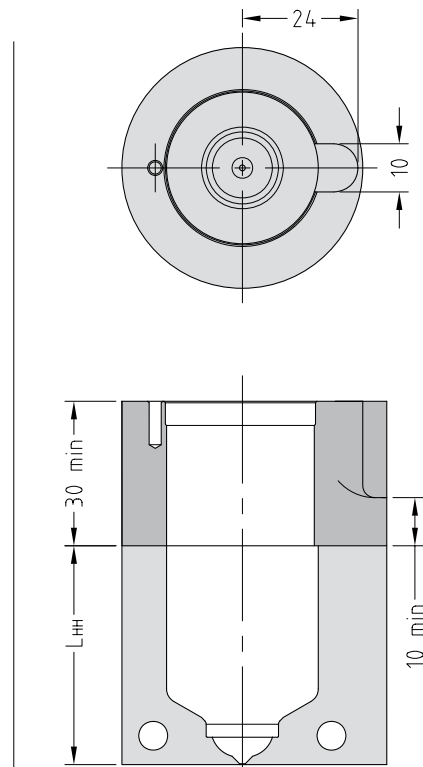
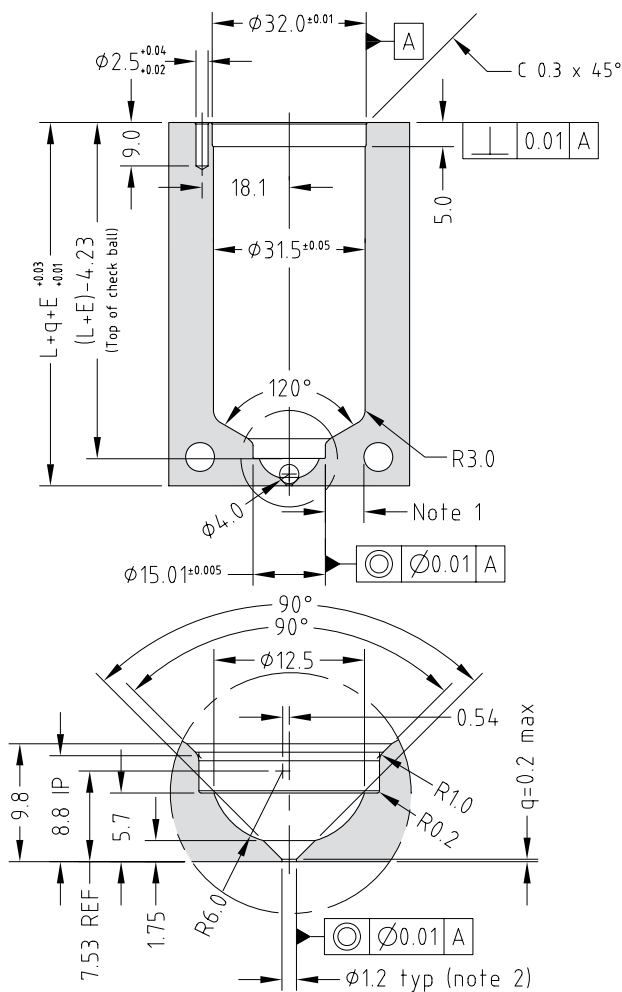


Multi-Hole Torpedo Nozzle Code	One-Hole Torpedo Nozzle Code	Open Tip Nozzle Code	Spiral Torpedo Nozzle Code	L	E@ΔT =200C	E@ΔT =250C
MXTT19055	MXIT19055	MXOT19055	MXST19055	55	0.15	0.18
MXTT19065	MXIT19065	MXOT19065	MXST19065	65	0.17	0.21
MXTT19075	MXIT19075	MXOT19075	MXST19075	75	0.20	0.25
MXTT19085	MXIT19085	MXOT19085	MXST19085	85	0.22	0.28
MXTT19095	MXIT19095	MXOT19095	MXST19095	95	0.25	0.31
MXTT19105	MXIT19105	MXOT19105	MXST19105	105	0.28	0.35
MXTT19115	MXIT19115	MXOT19115	MXST19115	115	0.30	0.38
MXTT19130	MXIT19130	MXOT19130	MXST19130	130	0.34	0.43
MXTT19145	MXIT19145	MXOT19145	MXST19145	145	0.38	0.48
MXTT19160	MXIT19160	MXOT19160	MXST19160	160	0.42	0.53
MXTT19175	MXIT19175	MXOT19175	MXST19175	175	0.46	0.58

Nozzle Fitment and Gate Dimensions

$E = L \times 0.000132 \times (\text{nozzle temp. } ^\circ\text{C} - \text{mould temp. } ^\circ\text{C})$

Hot Half Configuration



Note

- Gate cooling is critical for correct operation and gate quality. → See Cooling section in Technical Specifications.
 - Modify gate diameter and land to suit the part. → See Gate Modifications in Technical Specifications.
- * Minimum strength (σ_y) of nozzle plate 800MPa.

Body, Tip & Nut Grade Availability

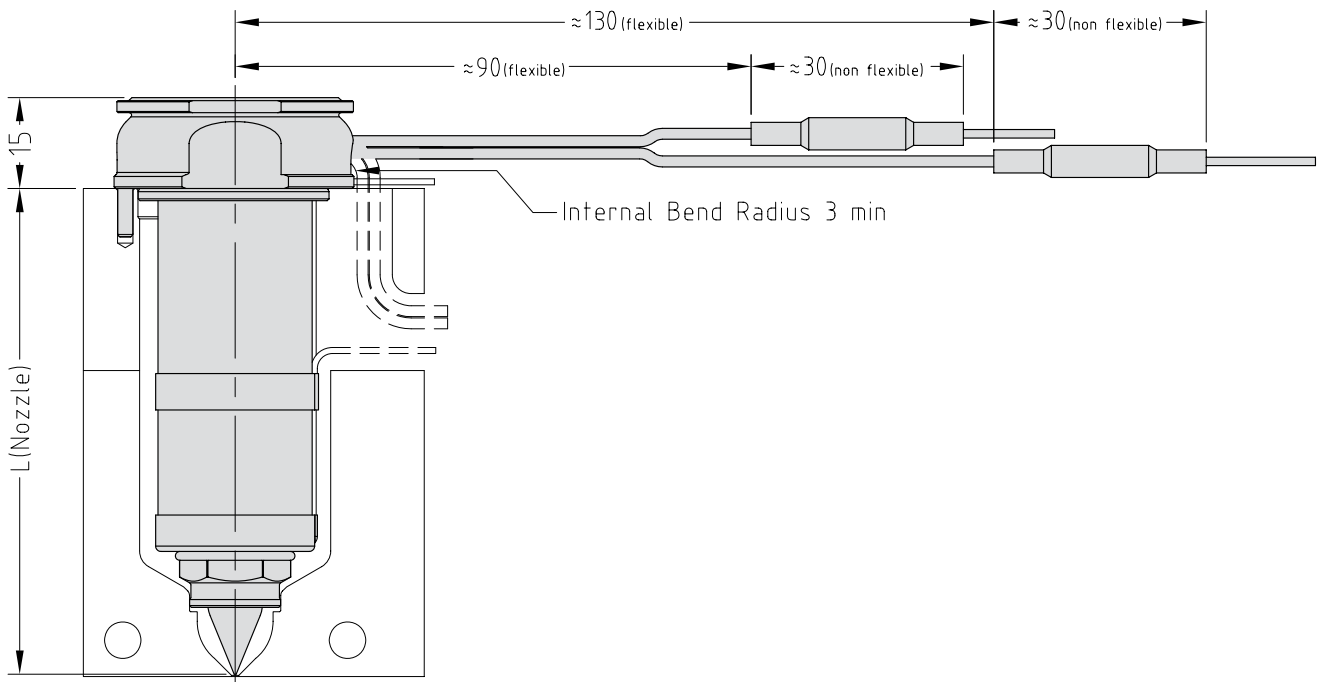
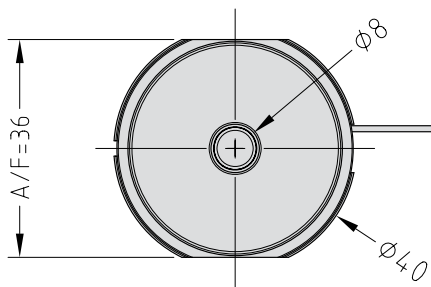
Nozzle Code	Grade			
	F1G1H1	F1G2H1	F3G1H3	F3G2H3
MXTT+5	✓	✓	✓	✓
MXIT+5	✓	✓	✓	✓

To order a nozzle assembly:

Provide the Nozzle Code + Grade

(Order example: MXTT19075+5F1G1H1)

Nozzle Dimensions

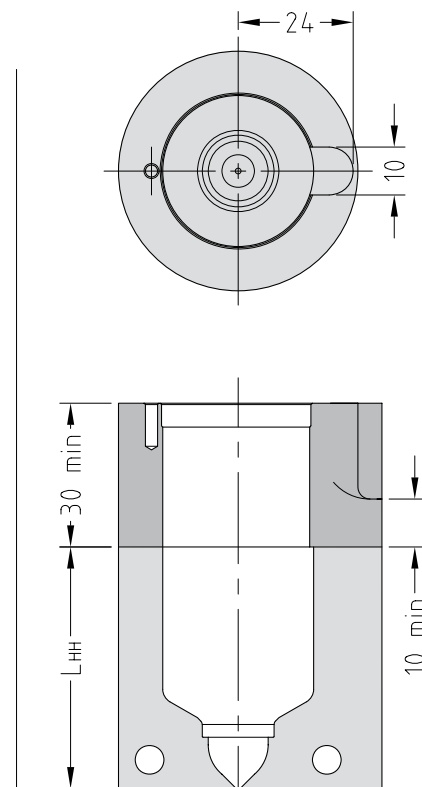
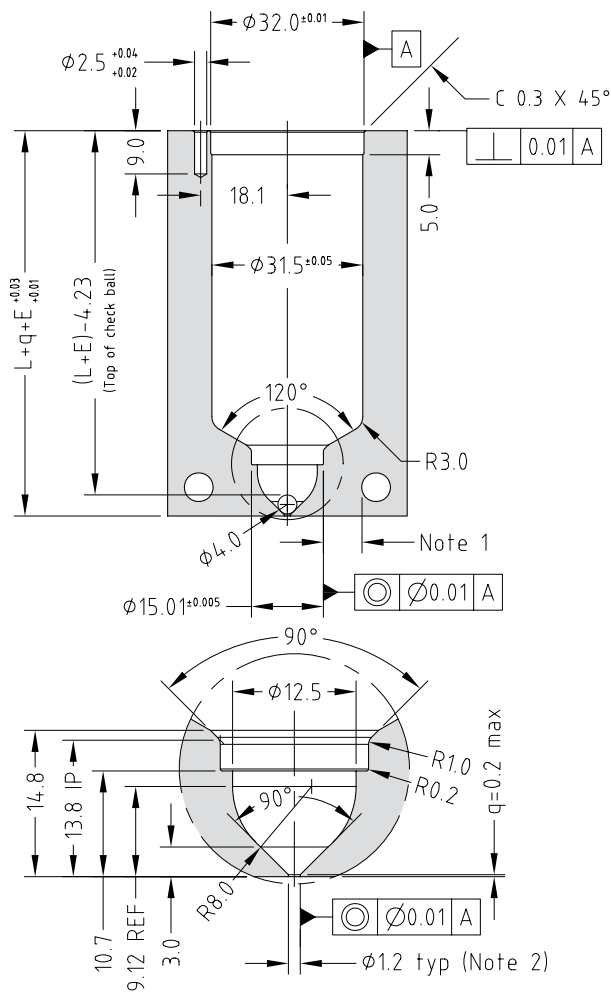


Multi-Hole Torpedo Nozzle Code	One-Hole Torpedo Nozzle Code	L	E@ΔT =200C	E@ΔT =250C
MXTT19055+5	MXIT19055+5	60	0.16	0.20
MXTT19065+5	MXIT19065+5	70	0.18	0.23
MXTT19075+5	MXIT19075+5	80	0.21	0.26
MXTT19085+5	MXIT19085+5	90	0.24	0.30
MXTT19095+5	MXIT19095+5	100	0.26	0.33
MXTT19105+5	MXIT19105+5	110	0.29	0.36
MXTT19115+5	MXIT19115+5	120	0.32	0.40
MXTT19130+5	MXIT19130+5	135	0.36	0.45
MXTT19145+5	MXIT19145+5	150	0.40	0.50
MXTT19160+5	MXIT19160+5	165	0.44	0.54
MXTT19175+5	MXIT19175+5	180	0.48	0.59

Nozzle Fitment and Gate Dimensions

$E = L \times 0.000132 \times (\text{nozzle temp. } ^\circ\text{C} - \text{mould temp. } ^\circ\text{C})$

Hot Half Configuration



Note

1. Gate cooling is critical for correct operation and gate quality. → See Cooling section in Technical Specifications.
 2. Modify gate diameter and land to suit the part. → See Gate Modifications in Technical Specifications.
- * Minimum strength (σ_y) of nozzle plate 800MPa.

Body, Tip & Nut Grade Availability

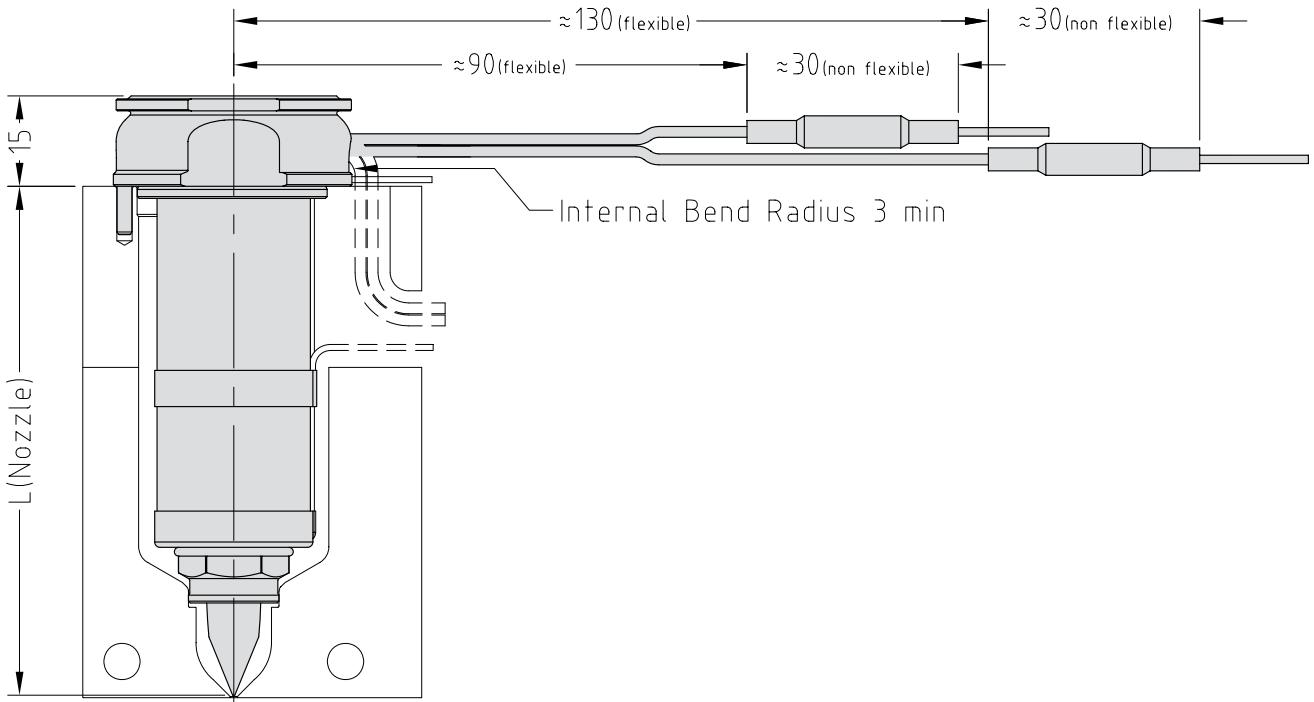
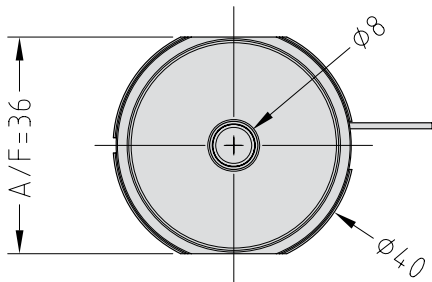
Nozzle Code \ Grade	F1G1H1	F1G2H1	F3G1H3	F3G2H3
MXTT+10	✓	✓	✓	✓
MXIT+10	✓	✓	✓	✓

To order a nozzle assembly:

Provide the Nozzle Code + Grade

(Order example: MXTT19075+10F1G1H1)

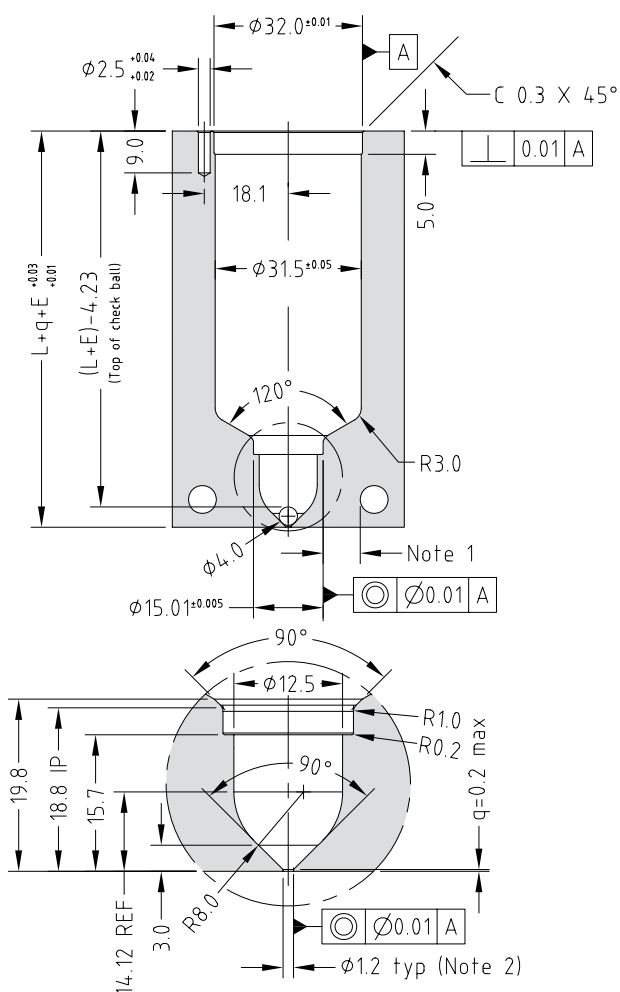
Nozzle Dimensions



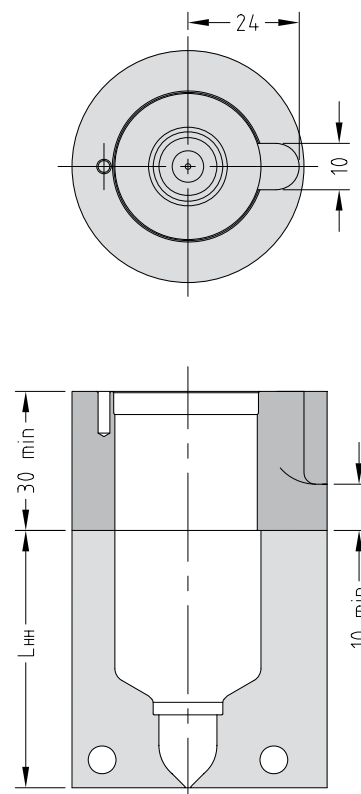
Multi-Hole Torpedo Nozzle Code	One-Hole Torpedo Nozzle Code	L	E@ΔT =200C	E@ΔT =250C
MXTT19055+10	MXIT19055+10	65	0.17	0.21
MXTT19065+10	MXIT19065+10	75	0.20	0.25
MXTT19075+10	MXIT19075+10	85	0.22	0.28
MXTT19085+10	MXIT19085+10	95	0.25	0.31
MXTT19095+10	MXIT19095+10	105	0.28	0.35
MXTT19105+10	MXIT19105+10	115	0.30	0.38
MXTT19115+10	MXIT19115+10	125	0.33	0.41
MXTT19130+10	MXIT19130+10	140	0.37	0.46
MXTT19145+10	MXIT19145+10	155	0.41	0.51
MXTT19160+10	MXIT19160+10	170	0.45	0.56
MXTT19175+10	MXIT19175+10	185	0.49	0.61

Nozzle Fitment and Gate Dimensions

$E = L \times 0.000132 \times (\text{nozzle temp. } ^\circ\text{C} - \text{mould temp. } ^\circ\text{C})$



Hot Half Configuration



Note

1. Gate cooling is critical for correct operation and gate quality. → See Cooling section in Technical Specifications.
 2. Modify gate diameter and land to suit the part. → See Gate Modifications in Technical Specifications.
- Minimum strength (σ_y) of nozzle plate 800MPa.

Body, Tip & Nut Material Grade Availability

Grade Nozzle Code	F1G1H1	F1G2H1	F1G5H1	F3G1H3	F3G2H3	F3G5H3
MXTBE	✓	✓	✓	✓	✓	✓
MXIBE	✓	✓	✓	✓	✓	✓
MXOBE	✓	✗	✓	✓	✗	✓
MXSBE	✗	✓	✗	✗	✓	✗

Bush Nut Options

- BN - Standard bush nut
- BE - Full-contact bush nut*

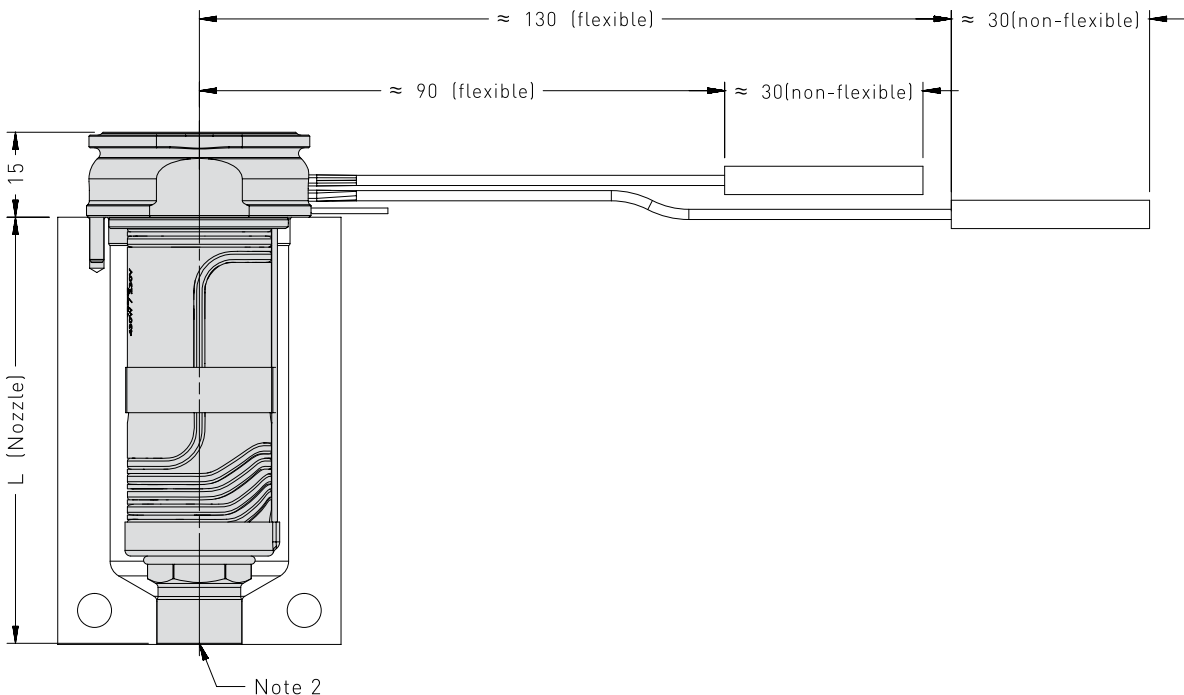
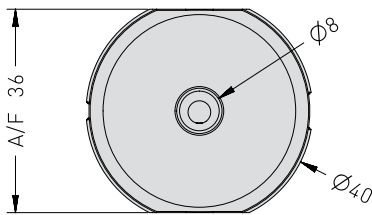
The nozzle codes listed to the right are for nozzle assemblies with a standard bush nut. To order a full-contact bush nut, replace the BN in the code with BE.

Standard Gate Diameters		
H1	1.2mm	1.4mm
H3	1.2mm	1.4mm

To order a nozzle assembly:

Provide the Nozzle Code + Grade + Gate Diameter
(Order example: MXTBE19075F1G1H1-12)

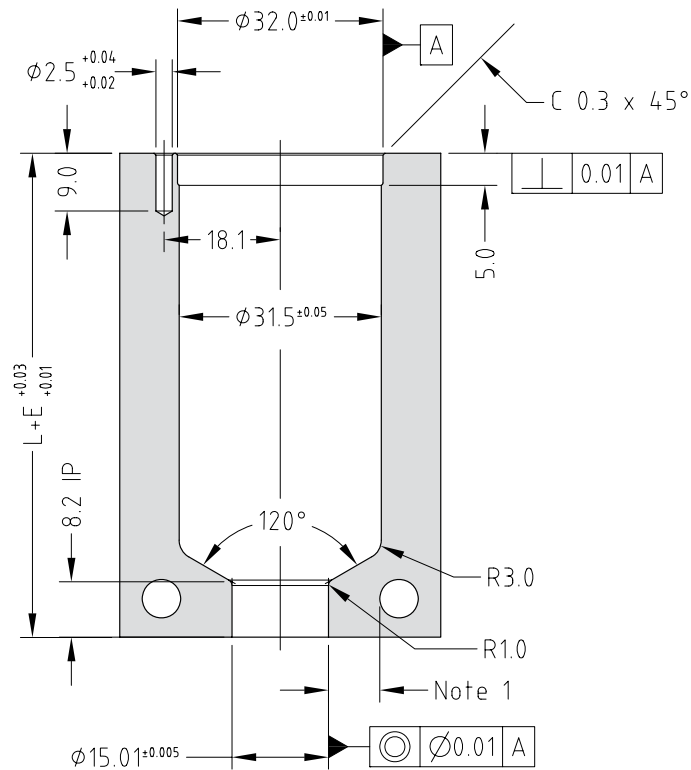
Nozzle Dimensions



Multi-Hole Torpedo Nozzle Code	One-Hole Torpedo Nozzle Code	Open Tip Nozzle Code	Spiral Torpedo Nozzle Code	L	E@ΔT =200C	E@ΔT =250C
MXTBE19055	MXIBE19055	MXOBE19055	MXSBE19055	55.2	0.15	0.18
MXTBE19065	MXIBE19065	MXOBE19065	MXSBE19065	65.2	0.17	0.22
MXTBE19075	MXIBE19075	MXOBE19075	MXSBE19075	75.2	0.20	0.25
MXTBE19085	MXIBE19085	MXOBE19085	MXSBE19085	85.2	0.22	0.28
MXTBE19095	MXIBE19095	MXOBE19095	MXSBE19095	95.2	0.25	0.31
MXTBE19105	MXIBE19105	MXOBE19105	MXSBE19105	105.2	0.28	0.35
MXTBE19115	MXIBE19115	MXOBE19115	MXSBE19115	115.2	0.30	0.38
MXTBE19130	MXIBE19130	MXOBE19130	MXSBE19130	130.2	0.34	0.43
MXTBE19145	MXIBE19145	MXOBE19145	MXSBE19145	145.2	0.38	0.48
MXTBE19160	MXIBE19160	MXOBE19160	MXSBE19160	160.2	0.42	0.53
MXTBE19175	MXIBE19175	MXOBE19175	MXSBE19175	175.2	0.46	0.58

Nozzle Fitment and Gate Dimensions

$$E = L \times 0.0000132 \times (\text{nozzle temp. } ^\circ\text{C} - \text{mould temp. } ^\circ\text{C})$$



Note

- Gate cooling is critical for correct operation and gate quality. → See Cooling Section in the Technical Specifications.
 - Modify gate diameter and land to suit the part. → See Gate Modifications in the Technical Specifications.
- * Minimum strength (σ_y) of nozzle plate 800MPa.

Body, Tip & Nut Material Grade Availability

Grade Nozzle Code	Grade							
	F1G1H1	F1G2H1	F1G5H1	F1G5H5	F3G1H3	F3G2H3	F3G5H3	F3G5H5
MXTBN	✓	✓	✓	✓	✓	✓	✓	✓
MXIBN	✓	✓	✓	✓	✓	✓	✓	✓
MXOBN	✓	×	✓	✓	✓	×	✓	✓
MXSBN	×	✓	×	×	×	✓	×	×

Bush Nut Options

- BN - Standard bush nut
- BE - Full-contact bush nut*

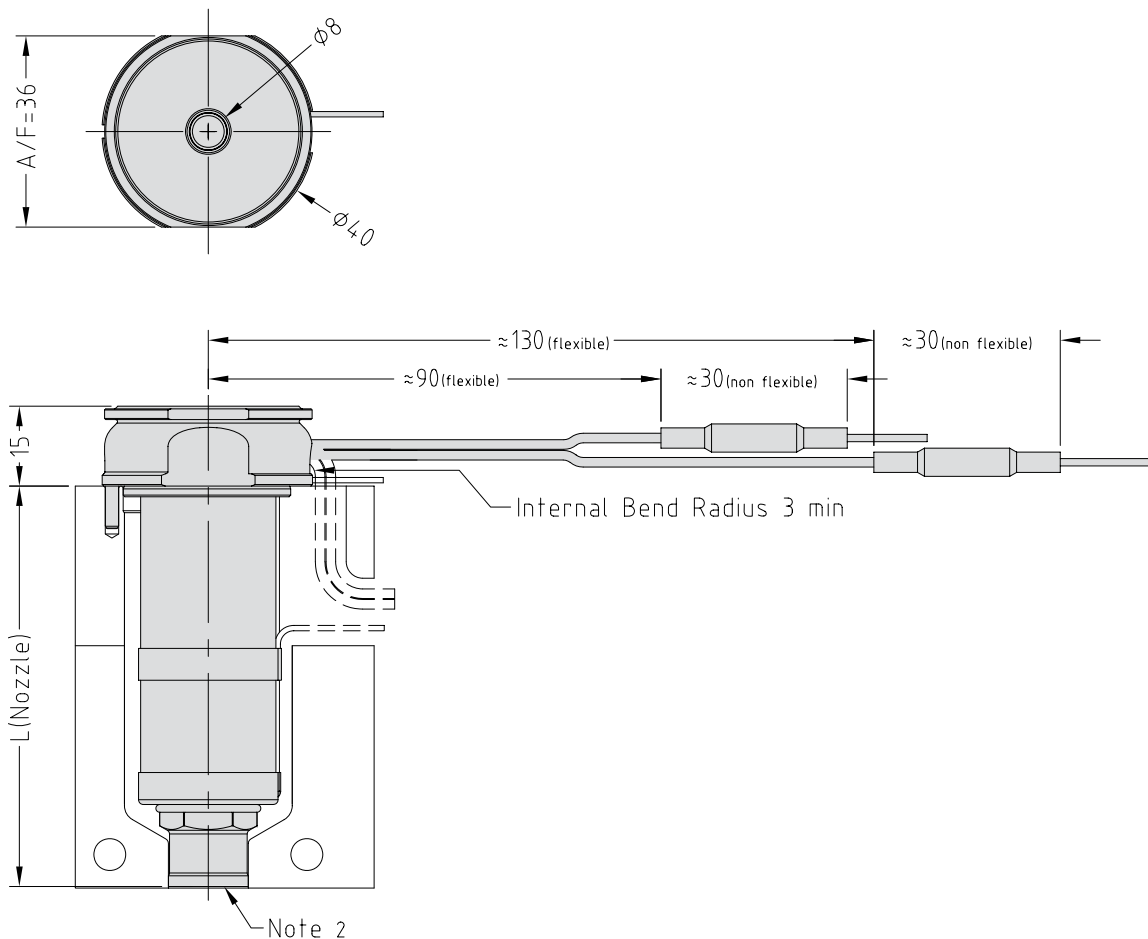
The nozzle codes listed to the right are for nozzle assemblies with a standard bush nut. To order a full-contact bush nut, replace the BN in the code with BE.

Standard Gate Diameters		
H1	1.2mm	1.4mm
H3	1.2mm	1.4mm
H5	1.7mm	

To order a nozzle assembly:

Provide the Nozzle Code + Grade + Gate Diameter
(Order example: MXTBN19075F1G1H1-12)

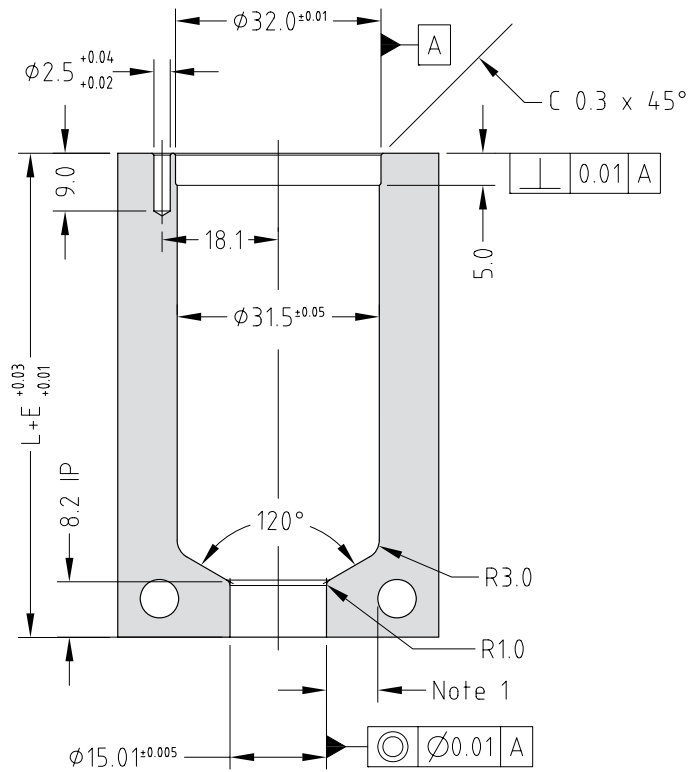
Nozzle Dimensions



Multi-Hole Torpedo Nozzle Code	One-Hole Torpedo Nozzle Code	Open Tip Nozzle Code	Spiral Torpedo Nozzle Code	L	E@ΔT =200C	E@ΔT =250C
MXTBN19055	MXIBN19055	MXOBN19055	MXSBN19055	55.2	0.15	0.18
MXTBN19065	MXIBN19065	MXOBN19065	MXSBN19065	65.2	0.17	0.22
MXTBN19075	MXIBN19075	MXOBN19075	MXSBN19075	75.2	0.20	0.25
MXTBN19085	MXIBN19085	MXOBN19085	MXSBN19085	85.2	0.22	0.28
MXTBN19095	MXIBN19095	MXOBN19095	MXSBN19095	95.2	0.25	0.31
MXTBN19105	MXIBN19105	MXOBN19105	MXSBN19105	105.2	0.28	0.35
MXTBN19115	MXIBN19115	MXOBN19115	MXSBN19115	115.2	0.30	0.38
MXTBN19130	MXIBN19130	MXOBN19130	MXSBN19130	130.2	0.34	0.43
MXTBN19145	MXIBN19145	MXOBN19145	MXSBN19145	145.2	0.38	0.48
MXTBN19160	MXIBN19160	MXOBN19160	MXSBN19160	160.2	0.42	0.53
MXTBN19175	MXIBN19175	MXOBN19175	MXSBN19175	175.2	0.46	0.58

Nozzle Fitment and Gate Dimensions

$E = L \times 0.0000132 \times (\text{nozzle temp. } ^\circ\text{C} - \text{mould temp. } ^\circ\text{C})$



Note

1. Gate cooling is critical for correct operation and gate quality. → See Cooling Section in the Technical Specifications.
 2. Modify gate diameter and land to suit the part. → See Gate Modifications in the Technical Specifications.
- * Minimum strength (σ_y) of nozzle plate 800MPa.

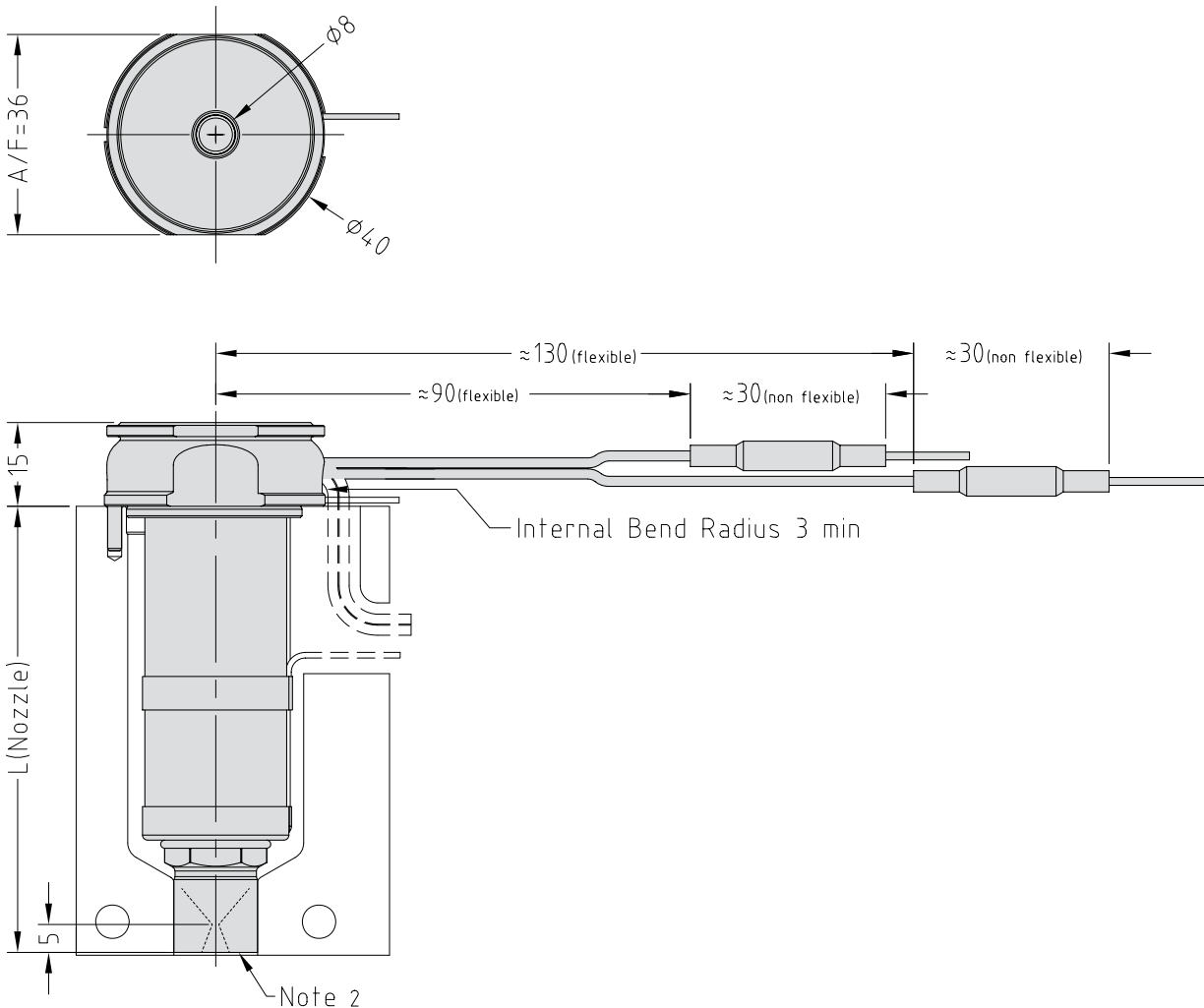
Body, Tip and Nut Material Grade Availability

Nozzle Code	Grade	F1G1H1	F1G2H1	F1G5H1	F1G5H5	F3G1H3	F3G2H3	F3G5H3	F3G5H5
	MXTSN		✓	✓	✓	✓	✓	✓	✓
MXISN		✓	✓	✓	✓	✓	✓	✓	✓
MXOSN		✓	✗	✓	✓	✓	✗	✓	✓
MXSSN		✗	✓	✗	✗	✗	✓	✗	✗

Standard Gate Diameters		
H1	1.2mm	1.6mm
H3	1.2mm	1.6mm
H5	2.0mm	

To order a nozzle assembly:
 Provide the Nozzle Code + Grade + Gate Diameter
 (Order example: MXTSN19075F1G1H1-12)

Nozzle Dimensions



Body, Tip and Nut Material Grade Availability

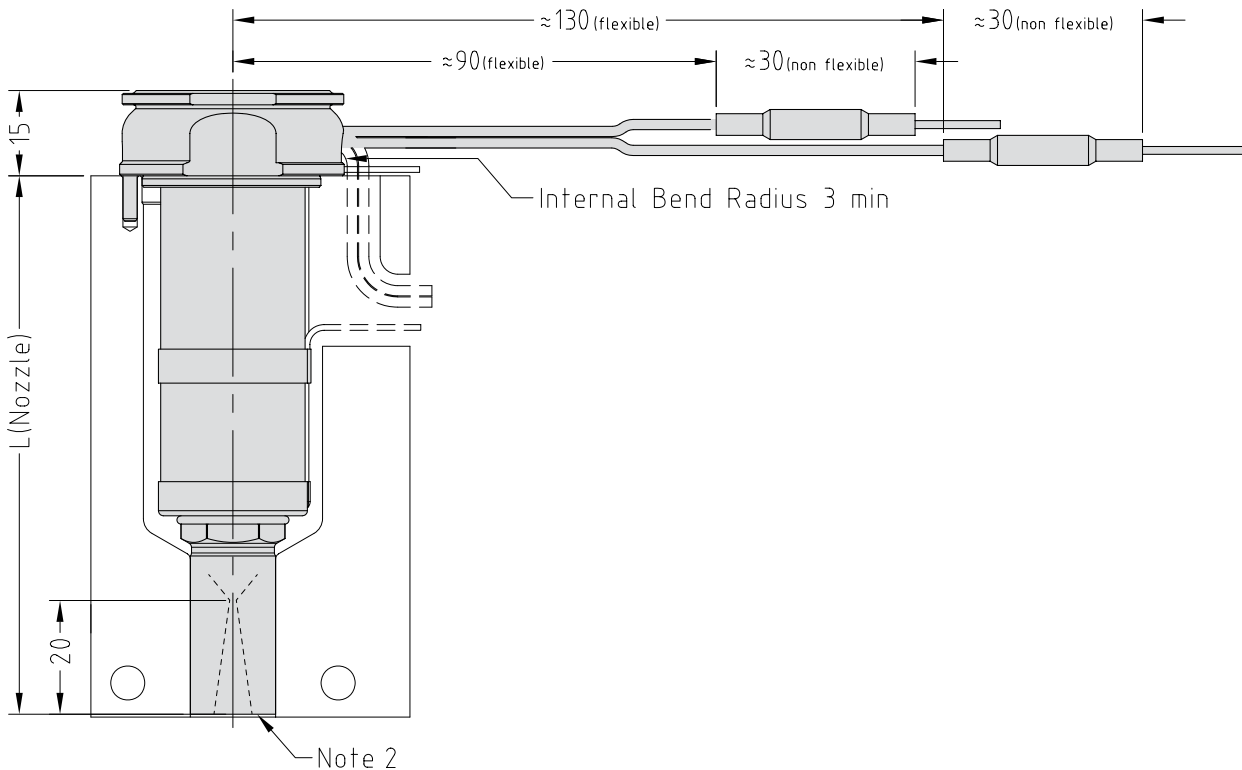
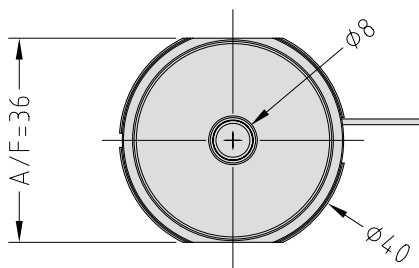
Nozzle Code	Grade		
	F1G1H1	F1G2H1	F1G5H1
MXTSX	✓	✓	✓
MXISX	✓	✓	✓
MXOSX	✓	✗	✓

Standard Gate Diameters	
H1	1.2mm

To order a nozzle assembly:

Provide the Nozzle Code + Grade + Gate Diameter
(Order example: MXTSX19075F1G1H1-12)

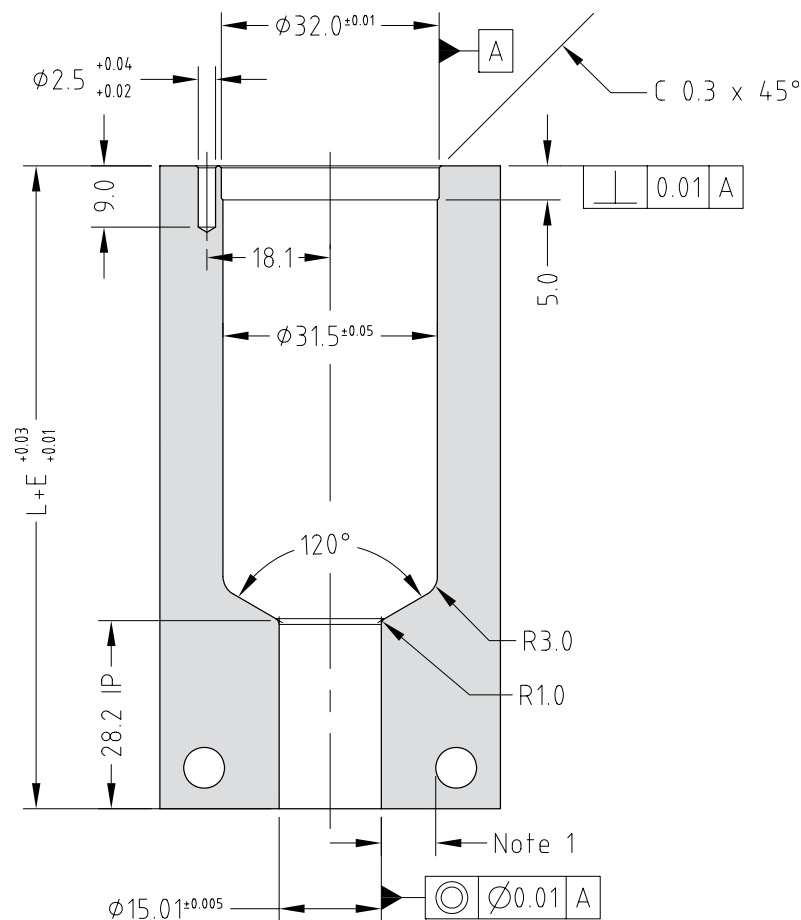
Nozzle Dimensions



Multi-Hole Torpedo Nozzle Code	One-Hole Torpedo Nozzle Code	Open Tip Nozzle Code	L	E@ΔT =200C	E@ΔT =250C
MXTSX19055	MXISX19055	MXOSX19055	75.2	0.20	0.25
MXTSX19065	MXISX19065	MXOSX19065	85.2	0.22	0.28
MXTSX19075	MXISX19075	MXOSX19075	95.2	0.25	0.31
MXTSX19085	MXISX19085	MXOSX19085	105.2	0.28	0.35
MXTSX19095	MXISX19095	MXOSX19095	115.2	0.30	0.38
MXTSX19105	MXISX19105	MXOSX19105	125.2	0.33	0.41
MXTSX19115	MXISX19115	MXOSX19115	135.2	0.36	0.45
MXTSX19130	MXISX19130	MXOSX19130	150.2	0.40	0.50
MXTSX19145	MXISX19145	MXOSX19145	165.2	0.44	0.55
MXTSX19160	MXISX19160	MXOSX19160	180.2	0.48	0.59
MXTSX19175	MXISX19175	MXOSX19175	195.2	0.52	0.64

Nozzle Fitment and Gate Dimensions

$$E = L \times 0.000132 \times (\text{nozzle temp. } ^\circ\text{C} - \text{mould temp. } ^\circ\text{C})$$



Note

- Gate cooling is critical for correct operation and gate quality. → See Cooling Section in the Technical Specifications.
 - Modify gate diameter and land to suit the part. → See Gate Modifications in the Technical Specifications.
- * Minimum strength (σ_y) of nozzle plate 800MPa.

Body, Tip and Nut Material Grade Availability

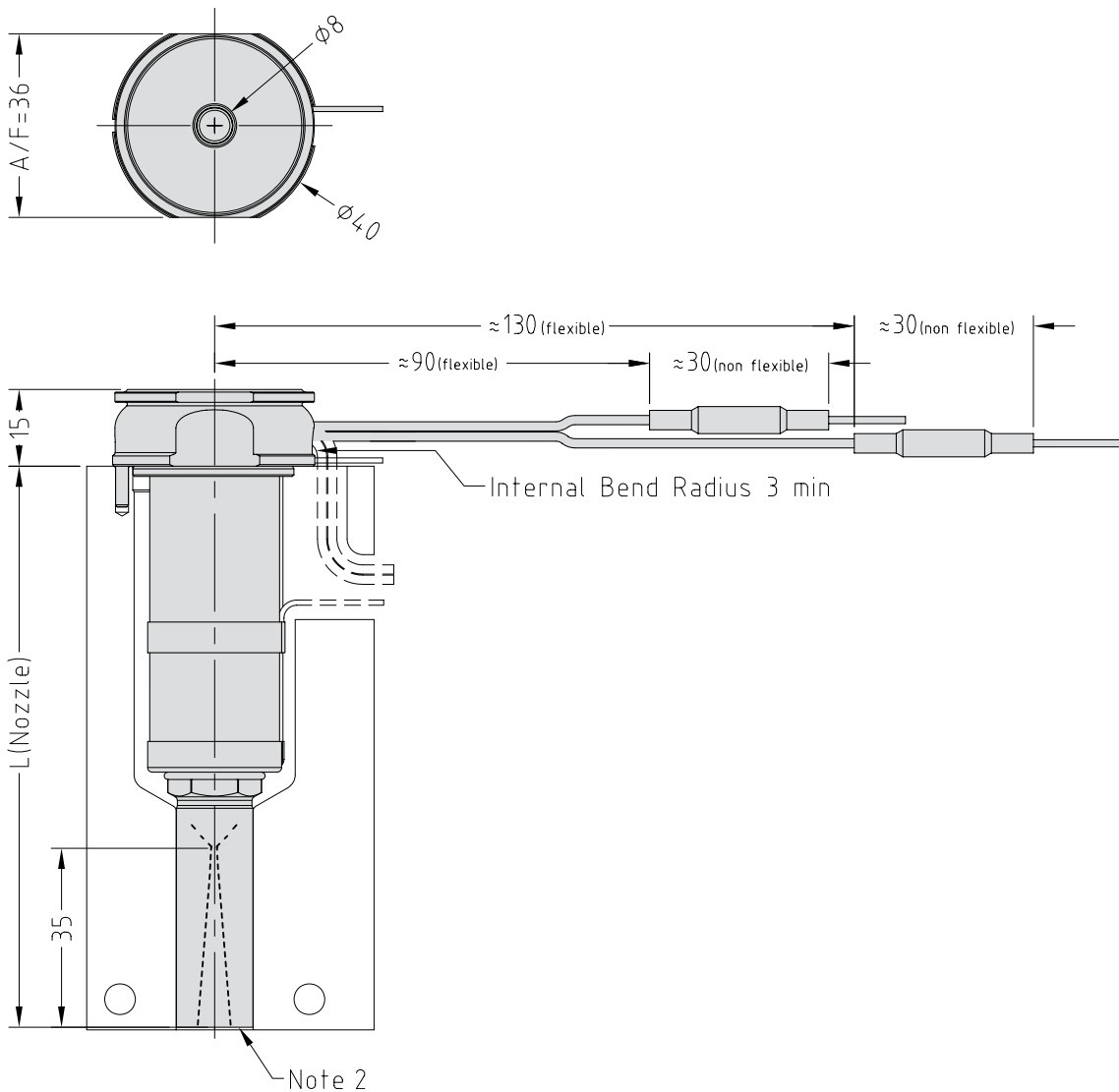
Nozzle Code	Grade		
	F1G1H1	F1G2H1	F1G5H1
MXTSL	✓	✓	✓
MXISL	✓	✓	✓
MXOSL	✓	×	✓

Standard Gate Diameters	
H1	1.2mm

To order a nozzle assembly:

Provide the Nozzle Code + Grade + Gate Diameter
 (Order example: MXTSL19075F1G1H1-12)

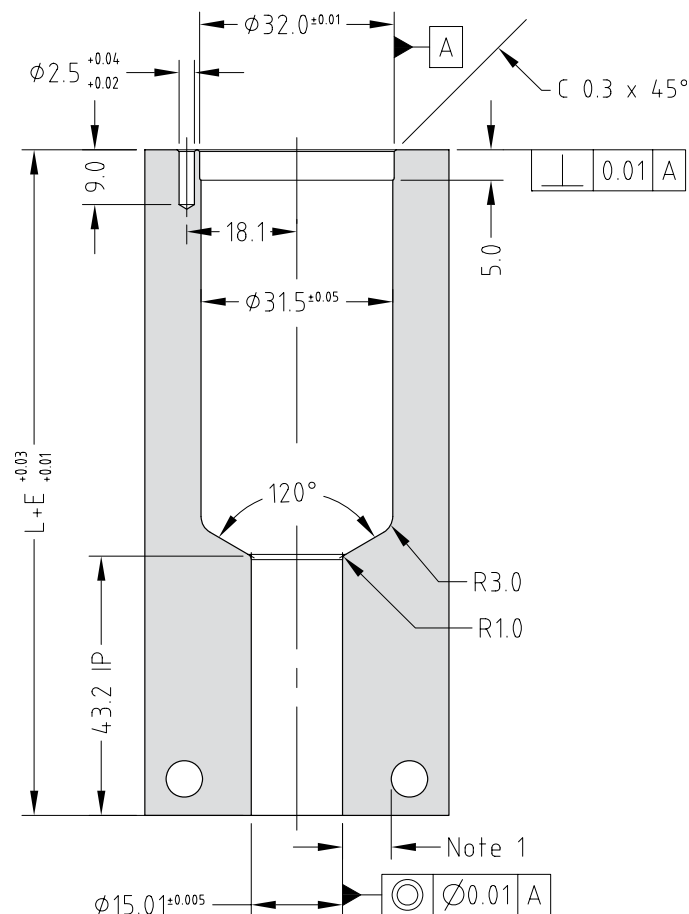
Nozzle Dimensions



Multi-Hole Torpedo Nozzle Code	One-Hole Torpedo Nozzle Code	Open Tip Nozzle Code	L	E@ΔT =200C	E@ΔT =250C
MXTSL19055	MXISL19055	MXOSL19055	90.2	0.24	0.30
MXTSL19065	MXISL19065	MXOSL19065	100.2	0.26	0.33
MXTSL19075	MXISL19075	MXOSL19075	110.2	0.29	0.36
MXTSL19085	MXISL19085	MXOSL19085	120.2	0.32	0.40
MXTSL19095	MXISL19095	MXOSL19095	130.2	0.34	0.43
MXTSL19105	MXISL19105	MXOSL19105	140.2	0.37	0.46
MXTSL19115	MXISL19115	MXOSL19115	150.2	0.40	0.50
MXTSL19130	MXISL19130	MXOSL19130	165.2	0.44	0.55
MXTSL19145	MXISL19145	MXOSL19145	180.2	0.48	0.59
MXTSL19160	MXISL19160	MXOSL19160	195.2	0.52	0.64
MXTSL19175	MXISL19175	MXOSL19175	210.2	0.55	0.69

Nozzle Fitment and Gate Dimensions

$$E = L \times 0.000132 \times (\text{nozzle temp. } ^\circ\text{C} - \text{mould temp. } ^\circ\text{C})$$



Note

- Gate cooling is critical for correct operation and gate quality. → See Cooling Section in the Technical Specifications.
 - Modify gate diameter and land to suit the part. → See Gate Modifications in the Technical Specifications.
- * Minimum strength (σ_y) of nozzle plate 800MPa.

MX YCN Nut Thermal Gate 19 Series

Nozzle Assembly Order Code for MX YCN Nut Thermal Gate 19 Series

NOZZLE RANGE	YCN NUT	NOZZLE SERIES	NOZZLE LENGTH	BODY GRADE	NUT GRADE	GATE PROFILE	POLYMER CLASSIFICATION	GATE DIAMETER
MX	YCN	19	175	F1	H3	P4	F	-25
			055 065 075 085 095 105 115 130 145 160 175	F1 F3	H3	P7 P4 N3	U (Unfilled) F (Filled) SP	EXAMPLE OF A FINAL ORDER CODE

Note

1. See page 26 in the system selection guide for an explanation on gate profiles.

Body & Nut Grade Availability

Nozzle Code	F1H3	F3H3
MXYCN	✓	✓

Refer to system selection guide page 26 for further explanation.

To order a nozzle assembly:

Provide the Nozzle Code + Grade + Gate Profile
(Order example: MXYCN19075F1H3P7U-18)

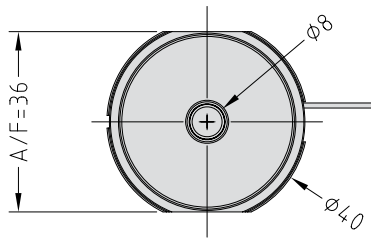
YCN Gate Profile Availability

Profile	Unfilled	Filled	Special
P7	P7U-18	P7F-22	P7-SP
P4	P4U-20	P4F-25	P4-SP
N3	N3U-20	N3F-25	N3-SP

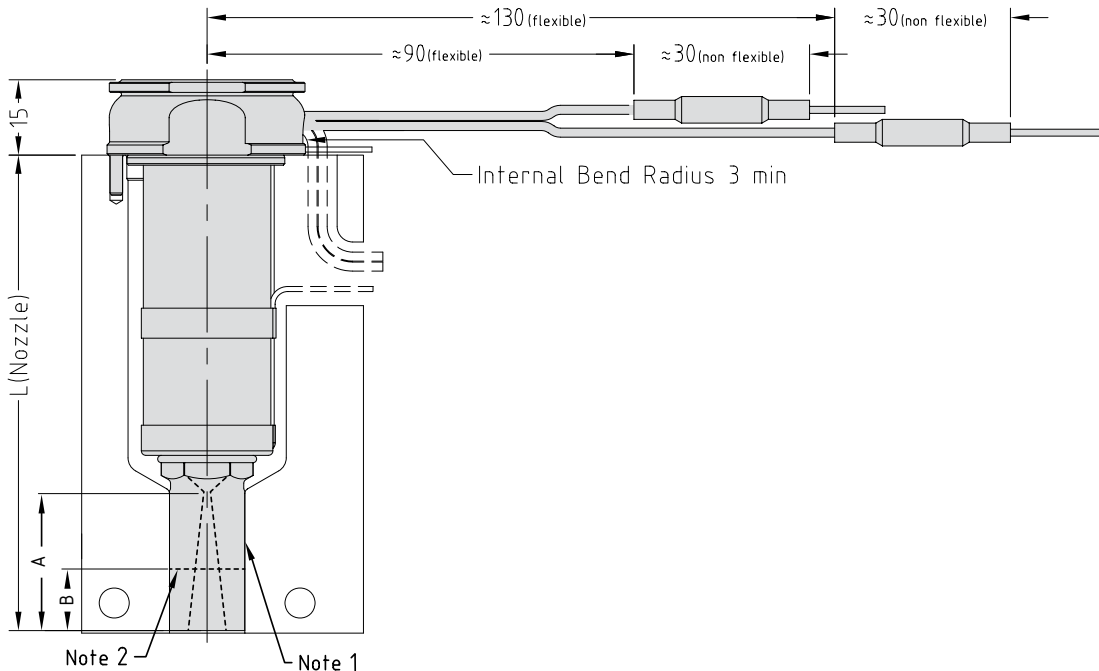
Standard Gate Diameters

Nut Grade	P7U-18	P7F-22	P4U-20	P4F-25	N3U-20	N3F-25
H3	1.8mm	2.2mm	2.0mm	2.5mm	2.0mm	2.5mm

Nozzle Dimensions



Profile	Gate Position A	Cut Length B
P7	29	Contact Mastip
P4	32	
N3	39	



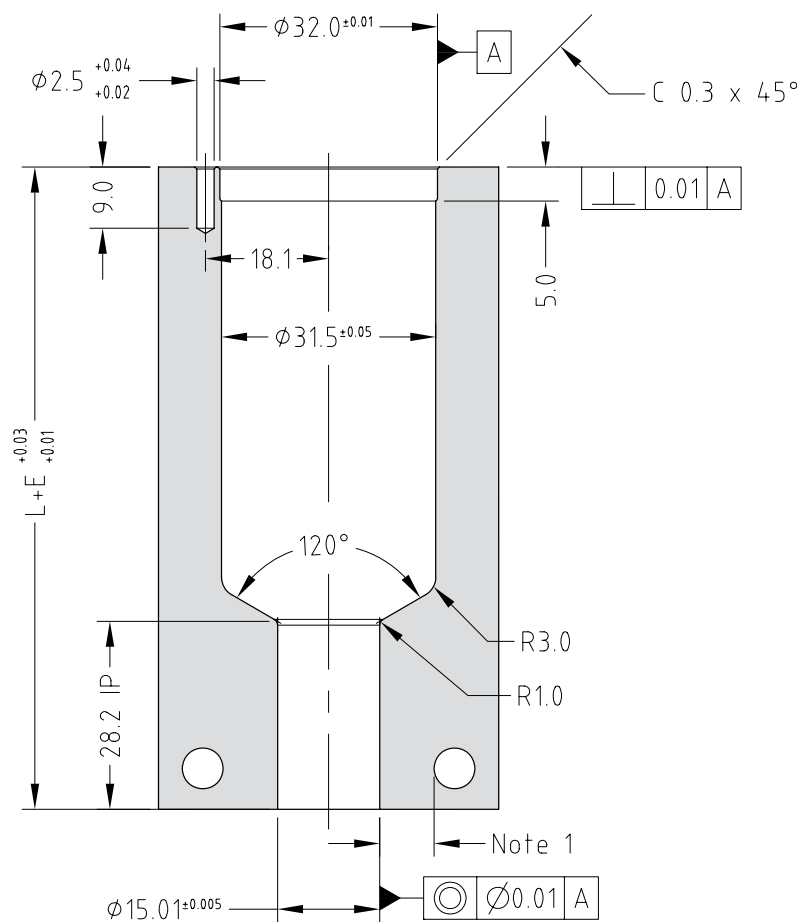
Note

1. Modify the contact area of the YCN nut to suit the application.
 2. Contact Mastip to reduce the length (B) of the YCN nut.
- Modify gate diameter and land to suit the part. → See Gate Modifications in Technical Specifications.

YCN Open Nut Nozzle Code	L	E@ΔT =200C	E@ΔT =250C
MXYCN19055	75.2	0.20	0.25
MXYCN19065	85.2	0.22	0.28
MXYCN19075	95.2	0.25	0.31
MXYCN19085	105.2	0.28	0.35
MXYCN19095	115.2	0.30	0.38
MXYCN19105	125.2	0.33	0.41
MXYCN19115	135.2	0.36	0.45
MXYCN19130	150.2	0.40	0.50
MXYCN19145	165.2	0.44	0.55
MXYCN19160	180.2	0.48	0.59
MXYCN19175	195.2	0.52	0.64

Nozzle Fitment and Gate Dimensions

$$E = L \times 0.0000132 \times (\text{nozzle temp. } ^\circ\text{C} - \text{mould temp. } ^\circ\text{C})$$



Note

1. Gate cooling is critical for correct operation and gate quality. → See Cooling section in Technical Specifications.
- * Minimum steel strength (σ_y) of hot runner plates 800MPa.



Mastip Head Office New Zealand

Mastip Head Office New Zealand

Phone: +64 9 970 2100

Email: nz.solutions@mastip.com

Mastip Regional Office Vietnam

Phone: +84 93 8877488

Email: vietnam@mastip.com

Mastip Regional Office China

Phone: +86 755 84193188

Email: china@mastip.com

Mastip Regional Office Europe

Phone: +33 0 809 400 076

Email: mastip@mastip.eu

Mastip Regional Office North America

Phone: +1 262 644 9400

Email: northamerica@mastip.com